


# back to basics #7 Yard Biosecurity

As a yard owner, protecting the health and welfare of the equines in your care is one of the main roles you undertake. Biosecurity is an important aspect that helps prevent the spread of infectious disease.



## Arrivals Procedure

The most important aspect of your biosecurity

New horses coming on to a yard are the highest risk to a yards biosecurity. Having new arrivals procedures such as isolation or temperature testing can pick up any nasties before the horse comes into contact with the rest of the equines on the yard.



## Yard Cleanliness

Cleanliness is key


Regular washing and disinfecting of tools, buckets, troughs, stables and horse transport is good practice and reduces the likelihood of anything nasty lurking in hidden corners. It is ideal that each horse has their own headcollar, grooming kit, water and feed buckets, and discourage the use of the sharing of tack and equipment. Any equipment that is shared or used communally should be regularly washed and disinfected. When a stable is vacated, this should be emptied of all organic material, thoroughly cleaned and disinfected prior to a new horse arriving, using a disinfectant on the DEFRA approved disinfectant list. Poo picking should be done regularly and cleared asap in communal areas such as walkways or arenas.



## Temp Testing and Isolation

Precautions that can help to identify potential issues


This can help identify any unusual signs or behaviours that may indicate a horse is ill. Temperature testing is easy to undertake, with a horses normal temp being 36.5-38.5C. Even if you can't have a dedicated isolation area, you should be as proactive as possible in keeping new arrivals separate for at least 21 days whilst they are being monitored, and temperature test twice daily, recording results.



## Moving Off the Yard

Reduce the risk of bringing something back to the yard

Liveries who leave the yard to compete or train, should be well versed in good biosecurity practices such as avoiding nose to nose contact, avoiding sharing equipment, troughs or buckets, and generally taking sensible precautions to avoid contact with other equines. If you have people coming onto your yard such as for hiring facilities, they should take equal precaution and have restricted access to the yard and horses.



## Strangles Risk

They don't need to show signs

A horse does not need to show symptoms to have strangles. Carriers can have it dormant in their system and relates to around 10% of strangles cases. They show no symptoms but are still able to pass to others, and this could be an issue at any time. Many yards consider asking for strangles tests - such as blood tests or guttural pouch washes- to ensure that new arrivals pose no risk.



## Visitor Protocols

Risk from external factors

Anyone visiting the yard serves a risk, be this a farrier, vet, freelance groom, coach or guest of a livery. It is important that anyone coming on to the yard takes precautions such as hand washing, changing clothes or using different or disinfected equipment. This is particularly applicable to those who visit multiple yards in a day. You should actively encourage good biosecurity with protocols for visitors, hand washing areas, and signage on the yard, and keep a record of visitors to the yard.



## Vaccinations

Expectations for your client to protect their horses

It is ideal to request that any horses on your yard are vaccinated appropriately. This should include vaccination for equine influenza and, on some yards where required, against *Streptococcus equi* (strangles).