



# Stable Fire Safety

The number of stable fires is on the increase -  
**don't let your stables become a statistic!**

# Stable Fire Safety

## What you're required to do by law

The Regulatory Reform Fire Safety Order 2005 is the fire safety legislation that applies to all animal premises. This includes stables where people work, livery stables, equestrian centres and private establishments that employ staff.

If you are a business owner, you are required to carry out a risk assessment. If you employ 5 or more people you are required, by law to record the significant findings.

**Fire safety is your responsibility, and if you don't obey the law you could lose your business or be prosecuted.**

If you need more information about fire safety, contact your local Fire and Rescue Service.

## Fire safety risk assessments

To find out more about fire safety risk assessments and what you have to do for each of the steps on the next page, visit the following websites:

### **Animal premises and stables**

[www.communities.gov.uk/publications/fire/firesafetyanimal](http://www.communities.gov.uk/publications/fire/firesafetyanimal)

### **Sleeping accommodation**

[www.communities.gov.uk/publications/fire/firesafetyrisk4](http://www.communities.gov.uk/publications/fire/firesafetyrisk4)

Or you can buy copies of the guides in bookshops.

**All businesses must complete a fire risk assessment.**



**“You can help prevent fires by making fire safety a part of your business plan.”**

There are five steps to completing a fire safety risk assessment:

### **Step 1: Identify any hazards, including:**

- Sources of ignition - these could include things like farm machinery, tractors and quad bikes, damp hay (spontaneous combustion), naked flames, faulty or dangerous electrics, especially circuits that have been added to and smoking.
- Sources of fuel - this is anything that could burn, such as hay, straw, gas cylinders (LPG), petrol and diesel.
- Dangerous Substances - these could be chemicals, fertilisers, poisons, asbestos and so on.

### **Step 2: Identify any people at risk, including:**

- Anyone near your Equestrian buildings including the public.
- People who work for you or who are on your premises.
- Young people.
- Firefighters and other emergency service personnel responding to a fire.

### **Step 3: Evaluate, remove, reduce and protect from risk**

- Evaluate the risk of fire occurring.
- Evaluate the risk to people from fire.
- Evaluate the risk to animals from fire.
- Remove or reduce any fire hazards.
- Protect people and your property from fire by installing optical smoke or heat detectors, firefighting equipment, lighting, provide signs and notices and keep escape routes clear.
- Carry out maintenance on electrics and equipment.

### **Step 4: Record, plan, inform, instruct and train**

- Record any significant findings and the action you have taken, even if you're not required to by law.
- Prepare an emergency plan.
- Inform and instruct anyone who might be affected.
- Provide training on firefighting equipment and regularly practise your evacuation plan.

### **Step 5: Review**

- Review your risk assessment on a regular basis and make changes if you need to.

# Arson Reduction Checklist

Arson in rural communities is a real risk, nearly half of all rural fires are set deliberately. As part of your fire risk assessment, you should do a survey of your equestrian buildings and identify any areas that are at particular risk from arson.

Signal Crime		Yes	No
1.	Is there a history of vandalism or fire setting in the area around the stables?		
2.	Is trespass a problem?		
Storage		Yes	No
1.	Is hay and straw kept separate from the stables?		
2.	Is bedding kept separately? i.e. shavings etc.		
3.	Is hay and straw stored in stacks of a reasonable size and spaced at least 10 metres apart?		
4.	Is the muck heap situated away from the stable yard?		
5.	Are petrol, diesel and other fuels stored in secure areas?		
6.	Are horse boxes and trailers stored securely away from buildings?		
7.	Are fertilisers and pesticides kept under lock and key?		
Security		Yes	No
1.	Is the security of all equestrian buildings maintained at all times?		
2.	Is security lighting provided?		
3.	Are the buildings fitted with a fully operational intruder alarm with a monitored link to an alarm receiving station?		
Fire Safety Management		Yes	No
1.	Are all unoccupied areas regularly checked to ensure they are safe and secure and that there is no unnecessary accumulation of combustible materials?		
2.	Is all refuse disposed of safely and on a regular basis?		

To reduce the risk of an arson attack any of the highlighted areas receiving a tick will require a control measure to be put in place. The outcomes of this arson checklist should be included in the overall fire risk assessment and action plan for the stables.

# Dangerous Substances

Under Chemical Regulations you **must** tell people on your farm, including workers, firefighters and other emergency services personnel, if there is a possibility that dangerous substances are involved in a fire.


## They will need to know the location of any:

- Bottled gas, especially acetylene and LPG, and bulk diesel or petrol.
- Asbestos in the materials the buildings are made of.
- Ammonium nitrate fertilisers or any other agrochemicals and poisons.



Consider installing a Fire Box at the entrance to your property, this should contain information such as a map of the land indicating...

- Location of water supplies (hydrants/ open water)
- Location of stables and evacuation paddocks
- Hazardous materials storage
- The owner or managers contact details



# Fire Precautions

- Have an evacuation plan that is well rehearsed and known by all the people who use the stables.
- Have firefighting equipment on the stable yard and keep it regularly maintained. Ensure your hose reaches the full length of your stable yard. It may help to reduce fire spread for evacuation purposes. Remember to only use firefighting equipment if safe to do so.
- Ensure all combustible materials are stored well away from the stables including, bedding, feed, hay, straw and husbandry items like rugs etc.
- Ensure gangways and escape routes are kept clear of hay, straw, haynets and rugs. For internal barns always have an alternative escape route, ideally one at each end.
- Ensure the muck heap is located downwind at least 15 metres from your stables.
- Park vehicles well away from buildings in a secure area.
- Designate a smoking area away from the stables or preferably do not allow smoking at all.



- Ensure your electrics are tested at least once a year by a qualified electrician.
- Install robust security measures to prevent theft and arson.
- Switch off tack room/communal area heaters when not in use. Do not leave them on overnight unless they are designed to do so.
- Never stable animals in barns alongside hay, straw and vehicles.
- Fit fire detection in stables if necessary. Hard wired optical or heat detectors are best, remote sounders are available if the alarm will distress the horses.
- Stables of brick construction with tiled roofs behave better in a fire situation. Wood and felt/corrugated roofing burns and deforms quickly. These may be cheaper and water resistant but they do not behave well in fire, often melting and causing burns to the animals. Nylon rugs will melt and burn the horse's skin, consider using old jute style rugs.
- Invite your local fire crew to come and familiarise themselves with your layout, water supplies, animals and evacuation procedure.




# Fire Evacuation guidelines

- Signpost or number your evacuation paddock gates. Enter this onto the fire plan in your red fire box. If needed, specify which stables need to be evacuated in to which paddock.
- Try to locate your evacuation paddocks down wind of your stables.
- Always number your stables and have head collars available outside in case of evacuation.
- In case of Stallions, injured animals or broodmares etc. identify their stable number and indicate on the evacuation map which paddocks/areas these need to be evacuated to.

## In case of evacuation,

- Always start with the horses closest to the fire.
- Close the stable door after you have removed the horse, loose horses will return to a burning stable!
- Always try to place horses in a secure area. Loose horses are dangerous and could hamper firefighters efforts to access and extinguish the fire.





# If a fire breaks out

- Call the Fire and Rescue Service immediately.
- Tell the operator:
  - **Where the fire is** - give the full postal address including the postcode. You can also give a 3 word address to share a very precise location. See next page for more information on how to find a 3 word address using the free what3words app.
  - **Exactly what is involved** - especially if any animals or chemicals are involved or likely to become involved in the fire.
  - If the **access to the fire site** will be difficult for the fire engines.
  - If there will be **problems accessing water** supplies on site.
- Never attempt to fight the fire unless it is safe to do so.
- If possible send someone to the entrance to direct the Fire and Rescue Service to the fire. Ideally they should be wearing high visibility clothing and have a torch if it is dark, so they are easy to be seen.
- Clear access routes to the fire site for the fire engines.
- Follow your evacuation guidelines if necessary or be prepared to move the animals in case the fire spreads.
- Make yourself known to the Fire Crew on arrival and answer any questions they may have.



Spring Heath Farm  
SG7 2PL

“Help us find your farm quickly - make sure the entrance is clearly signed.”

# Fire services can reach you faster with a 3 word address

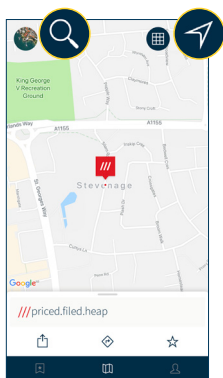
Rural locations can be hard to find, so your local emergency services have been trained and are ready to use what3words – a very simple way to communicate precise locations.



It's given every 3m x 3m square a 3 word address – including your stable's entrance – that you can share with emergency services so they know exactly where to find you. Discover your 3 word address now to be ready to use it in an emergency.





## Here's how to find a 3 word address:

To download the free what3words app, go to the Google Play Store or Apple App store and search for 'what3words', or scan the code on the left with your smartphone camera.




1. Open the what3words app and tap  to see your current location or tap  and enter a street address or place, e.g. 'Stevenage'



2. Switch to satellite mode and tap  to view the location in more detail. Move the pin to select the precise location or front entrance.



3. You'll see the 3 word address displayed at the bottom of the screen. Tap  to save it or write it down and keep it somewhere safe.

## Controlled burning

If you are doing any kind of controlled burning such as burning rubbish, please contact your Fire and Rescue Service to inform them and save any unnecessary call outs.



© 2019 Design produced in-house by Hertfordshire Fire and Rescue Service's Graphics Department. The Fire Service acknowledges the kind permission of WHAT3WORDS and The British Horse Society to use their adverts in the production of this guide. Photographs and illustrations courtesy of Hertfordshire Fire and Rescue Service.

The information contained in this document is also available upon request in large print and in community languages. Please contact your Local Fire and Rescue Service stating the format you require.

The  
British  
Horse  
Society

Take care  
of tomorrow,  
by joining today



Sign up today for just £7.09\* a month at  
[bhs.org.uk/membership](https://bhs.org.uk/membership)

\* Terms, conditions and territorial limits apply. The price is inclusive of Insurance Premium Tax at the current rate. For full details of the policy restrictions please review the policy wording which is available online or upon request. The British Horse Society is an Appointed Representative of South Essex Insurance Brokers Limited who are authorised and regulated by the Financial Conduct Authority. The British Horse Society is a Registered Charity Nos. 210504 and SC038516