







Equine Industry
Welfare Guidelines
Compendium for
Horses, Ponies and
Donkeys
(Third Edition)





NATIONAL EQUINE WELFARE COUNCIL (NEWC)

Founded in 1977, the National Equine Welfare Council was established as an important point of contact on equine welfare in the UK. Building on its beginnings as a forum for equine welfare organisations to discuss welfare issues, exchange experiences and air views, NEWC has evolved to become a united voice on equine welfare matters and has significantly increased its advisory and education scope.

From advising individuals, and supporting smaller horse welfare organisations, to making representations to Government, NEWC has an important, proactive role in raising equine welfare standards nationwide. Its membership base of over 60 welfare organisations includes equine welfare charities large and small throughout the United Kingdom as well as a multitude of organisations from the equestrian and veterinary sectors of the horse industry.

For over a decade NEWC has produced a variety of advisory publications on key equine welfare matters, including the Code of Practice for Welfare Organisations involved in the Keeping of Horses, Ponies & Donkeys, the Code of Practice for Markets & Sales involved with the selling of Horses, Ponies & Donkeys and a Code of Practice for Tethering Equines.

The first edition of the Equine Industry Welfare Guidelines Compendium for Horses, Ponies and Donkeys was published in 2002. NEWC made a major contribution to the preparation and was asked to take the responsibility for future updating and re-publication and in 2004 was given ownership. The second edition was produced in 2005 in response to changes in UK and EU legislation. This third edition has been necessitated by another period of legislative change, most importantly with the arrival of the Animal Welfare Act 2006 and the Animal Health and Welfare (Scotland) Act 2006.

The Compendium is now a well-respected authority on equine welfare standards in the UK. It has been widely received throughout the horse industry and has been used as a reference document for many local authorities, police forces and welfare organisations involved in horse welfare investigations.

The National Equine Welfare Council and its member organisations produce a wide range of advisory literature on many equine welfare matters. If you seek advice on any horse welfare issue or would like further copies of this Compendium please do not hesitate to contact NEWC.

National Equine Welfare Council
Office 10, Warwick Corner
42 Warwick Road, Kenilworth
Warwickshire, CV8 1HE
Tel: 01926 866 655 Fax: 01926 851 534
E-mail: info@newc.co.uk
Visit our website: <http://www.newc.co.uk>

Revision of the Third Edition led by David M. McDowell BVMS MRCVS

© National Equine Welfare Council (NEWC) 2009.

CONTENTS

	PAGE
FOREWORD by HRH The Princess Royal	1
FOREWORD by the Minister of State for Food, Farming and Environment	2
PREFACE	3
INTRODUCTION	5
PROMOTING WELFARE: A DUTY OF CARE	6
SECTION 1: COMPANY	10
The need to be housed with, or apart from, other animals	
SECTION 2: ENVIRONMENT	10
The need for a suitable environment	
SECTION 3: DIET	16
The need for a suitable diet	
SECTION 4: BEHAVIOUR	18
The need to be able to exhibit normal behaviour patterns	
SECTION 5: HEALTH AND WELFARE	19
The need to be protected from pain, suffering, injury and disease	
TRANSPORTATION, EXPORT AND IMPORTATION	38
IDENTIFICATION AND PASSPORTS	43
EQUINE ESTABLISHMENTS	46
EQUINE ACTIVITIES	47
EU LEGISLATION	50
Annex A	51
GOVERNMENT PUBLICATIONS	
Annex B	52
CODES OF PRACTICE	
Annex C	53
BODY CONDITION SCORING OF HORSES	
Annex D	55
BODY CONDITION SCORING OF DONKEYS	
Annex E	57
CODES OF RECOMMENDATION & ADVISORY PUBLICATIONS	
Annex F	57
ORDERS AND STATUTORY INSTRUMENTS	
Annex G	59
EU LEGISLATION	
Annex H	64
GOVERNING BODIES	
Annex I	65
USEFUL CONTACTS	
ACKNOWLEDGEMENTS	69
INDEX	71




BUCKINGHAM PALACE

The original launch of this Compendium in 2002 represented a landmark in equine welfare. For the first time we had in a single document a resume of industry agreed best practice for the keeping and management of horses set alongside the relevant legislation. It is not a text book on horse management but an important reference point when questions arise as to what are reasonable and acceptable standards. To this end over 50,000 copies have been distributed and it has become a standard reference in courts dealing with welfare cases.

This new edition of the Compendium is complimentary to the 2006 Animal Welfare Act and Animal Health & Welfare (Scotland) Act 2006 which established duty of care on animal owners and keepers. It has been fully revised to take account of recent advances in scientific knowledge and current good practice in the way we look after our horses, ponies and donkeys. Next year we anticipate the publication of a government Code of Practice for the Welfare of Equines in England that will stand alongside the Codes already published in Wales and Scotland. The Compendium will underpin these Codes by providing essential supporting detail.

There is a growing momentum towards improved collaboration between the many and varied sectors of the horse industry. Welfare and adherence to accepted standards is recognised as a fundamental factor common to all of these sectors if they and the whole industry are to thrive. The National Equine Welfare Council (NEWC) is to be congratulated on its increasingly important role in coordinating the efforts of its member organisations and liaising with the rest of the industry. It is thanks to NEWC that this latest edition of the Compendium has become a reality and I commend it to you.



Anne

FOREWORD



The Equine Industry Welfare Guidelines Compendium was developed in conjunction with the whole spectrum of interests that make up the equine industry. It serves as a source of information and as a reference document in welfare cases.

This third edition has come after considerable changes to the animal welfare landscape with the introduction of the Animal Welfare Act 2006 and the Animal Health and Welfare Act (Scotland) 2006, as well as various initiatives to support the industry in tackling issues that have an impact on the welfare of our animals.

The last few years have been exciting and challenging for everyone who cares about the welfare of horses. For the first time, we have legislation in place that allows pro-active action to be taken to ensure that horses, ponies and donkeys are cared for in accordance with their welfare needs. This is an immense leap forward and I am very impressed by the effort that the industry, welfare organisations and statutory bodies have put into making this law effective. The revised Equine Industry Welfare Guidelines Compendium is another example of the industry and welfare organisations helping owners and keepers meet their obligations under the law.

I wish to congratulate the National Equine Welfare Council (NEWC) and the wider industry for facilitating the production of this revised guidance.

A handwritten signature in black ink, appearing to read "Jim Fitzpatrick". The signature is stylized and fluid.

Jim Fitzpatrick MP
Minister of State for Food, Farming and Environment

August 2009



PREFACE

Legislation was introduced by Parliament in 2006 which radically overhauled the law on animal welfare, some of which dated from 1911, and drew together various different pieces of legislation which had developed piecemeal over the years. This legislation, called the Animal Welfare Act 2006, came into force in 2007 and applies in England and Wales. This Compendium has been completely revised to take account of the new law and the various pieces of secondary legislation (see below) which follow on from it.

In Scotland a very similar Act was introduced called the Animal Health and Welfare (Scotland) Act 2006. Its provisions in the main are the same as the English and Welsh legislation although there are some minor differences. The Scottish Act has a different format and includes sections on Animal Health covered by other English and Welsh legislation. It is very unlikely that someone who was fully compliant with the English and Welsh Act would fall foul of the Scottish Act or vice versa.

The purpose of this Compendium is to amplify the legislation itself and the Codes of Practice for the Welfare of Equines made under the Acts and serve as a reference document in relation to welfare for all activities involving horses. The aim is to spell out the duties of the horse owner or keeper in simple concise paragraphs. It sits alongside the Equine Health and Welfare Strategy, developed by the equine industry to highlight the link between health and welfare, to achieve high standards of health and welfare for horses and ensure those responsible for the care of horses understand and fulfil their Duty of Care. A further companion to the Compendium is the Equine Protocol initiated by HRH the Princess Royal and developed by the industry to better respond to welfare concerns as well as promoting good welfare.

In this Compendium reference to the England and Wales Act may also be taken to be reference to the Scottish Act, although separate references are given as far as possible.

As well as restating the existing legal requirements in a clearer form, both Acts also introduced a new concept into the law applying to companion animal

welfare, that of the "Duty of Care", defined as a person's "duty to ensure the needs of an animal for which he is responsible are met to the extent required by good practice". Under previous legislation it was usually only possible to take action against an owner after a horse had suffered. The provisions of the Duty of Care require anyone with responsibility for an animal to look after it properly, and should they not do so, allows action to be taken to enforce the law's requirements before any suffering takes place. This may be done by service of an Improvement Notice (in Scotland a Care Notice), which would require a horse owner or keeper to improve standards of care within a specified period of time. The Act specifies that an animal's owner is always ultimately responsible for its welfare even if they do not have day-to-day care of the animal. The Act also provides powers for authorised persons to take immediate possession of an animal to alleviate its suffering.

Of course there are lots of different ways of keeping the various types of horses ponies, donkeys and their various crosses. **This Compendium uses the term horse to cover all the domesticated equine species, namely horse, pony, donkey, mule and hinney.** The advice in this Compendium attempts to cover all these types of equine, and highlights differences in the requirements where they are relevant.

The Acts lay down the basic needs of all protected animals (including horses). These needs should be met by whatever system of management the horse owner chooses to use. The five needs include:-

- a) Its need for a suitable environment
 - b) Its need for a suitable diet
 - c) Its need to be able to exhibit normal behaviour patterns
 - d) Any need to be housed with, or apart from, other animals,
 - e) Its need to be protected from pain, suffering, injury or disease.
- (in Scotland: suffering, injury or disease)

The Acts also allow Ministers to make regulations and Codes of Practice, which provide practical guidance as to how these needs can be met. These powers are given to the national authority (that is the governments of England, Scotland and Wales). The Welsh Assembly Government introduced their Equine Code in December 2008 and the Scottish Government in April 2009. The Codes are intended for guidance. Breach of a provision of the Code is

not an offence in itself, but if proceedings are brought against an animal owner or keeper for a welfare offence under the Act, the court may take into account the extent to which that person has complied with the Code in deciding whether an offence has been committed. Compliance with a relevant part of the Code will tend to suggest innocence of the offence and a failure to comply may be relied on by the court as tending to suggest guilt.

Codes of Practice will have been agreed by the legislatures of England, Scotland and Wales and should be taken as the basic guidance under the law. This Compendium is intended to provide more detail of how the Codes should be applied in everyday practical situations, and in circumstances not covered by the Codes. Should any conflict arise between the Codes of Practice published by each country and this Compendium, the Codes of Practice would take precedence; however the authors of this Compendium have made every attempt to ensure that such conflicts do not arise.

In addition, both Animal Welfare Acts continue to include the offence of causing unnecessary suffering to an animal. This applies if someone's act, or failure to act, causes an animal to suffer and that person knew or ought reasonably to have known that the action or inaction would be likely to cause suffering. This requirement obliges animal owners, keepers and anyone else to consider and act upon the likely consequences of their action or inactions in regard to animals for which they have a responsibility. A person responsible for an animal also commits an offence if they permit another person to cause an animal to suffer. The suffering may be cruel treatment such as beating, working an animal when unfit due to lameness or illness, excessive work, or matters of neglect such as starvation, water deprivation, lack of foot care, or inadequate shelter. However, this list is not exhaustive.

The Animal Welfare Acts 2006 for England and Wales and the Animal Health and Welfare Act 2006 in Scotland more clearly define who is responsible for an animal, and this includes the owner; a keeper; someone responsible for an animal on a temporary basis such as a transporter or those caring for a horse at a veterinary facility; or someone in charge of an animal (e.g. taking a horse out for a ride); and if the person responsible or in charge of the animal is under 16 years of age, the adult who has care or control of that young person. It also makes it an offence to either sell an animal to a person under 16 years of age, or to allow a person under 16 years of

age to enter a competition in which the prize is an animal, unless in either case the person under 16 years of age is accompanied by an adult who appears to have consented to, and has taken responsibility for the arrangement. In Scotland there is a complete ban on using animals as prizes, no matter the age of the prize winner.

If found guilty of an offence under either of the Animal Welfare Acts a person may be given a prison sentence of up to 51 weeks, a fine up to £20,000 or both. A person may also be deprived of the ownership of an animal involved in the offence. Additionally a person convicted of an offence under the Acts may be disqualified for a set period of time :-

- (a) from owning animals
- (b) from keeping animals
- (c) from participating in the keeping of animals
- (d) from being party to an arrangement under which he is entitled to control or influence the way in which animals are kept.

In addition, in Scotland a person may be disqualified from the following:-

- (a) working with or using animals
- (b) riding or driving animals
- (c) providing any service relating to animals which involves taking possession of animals
- (d) taking charge of an animal for any purpose.

The nature of a disqualification order will vary from case to case but can include not only the keeping of animals but also dealing in animals, transporting animals or arranging transport for animals, as is decided by the court.

In addition a conviction under the Animal Welfare Acts can also carry consequences under the Welfare of Animals (Transport) legislation, in that a convicted person may not be considered suitable for authorisation as a transporter. This would be independent of any judgement made by the Courts under the Animal Welfare Acts.

The legislation quoted in boxes throughout the document is intended to highlight the main legal requirements. **Readers should be aware that any of the legal requirements quoted may change - they should seek confirmation before assuming that these are accurate statements of the law currently in force.**

INTRODUCTION

The term “horse” is used to include all domestic equine species, namely horses, ponies, donkeys and their hybrids. Reference is generally made to horses, but should be similarly construed for other equines. Specific reference is only made to donkeys or other specific groups where considered necessary.

- ▶ No aspect of horse ownership, management, keeping, or use is more important than ensuring the horses' health and welfare. Owners and keepers of horses have a moral and legal responsibility to care for them and to ensure their physical and mental well being. Whether an owner has day to day care of their horse or not, they remain ultimately responsible for their animals at all times, and so must ensure that its care is always in safe and reliable hands.
- ▶ This Compendium provides a summary of current legislation as it affects the keeping and welfare of horses and encourages better equine welfare however horses are kept or used.
- ▶ Advice is provided on the legislation and associated Codes of Practice and how they affect the keeping and use of horses. It also outlines other guidance available from the horse industry and equine welfare bodies.
- ▶ The guidance contained in this publication cannot be exhaustive and is not intended as a substitute for expert advice. If further advice is required it should be sought from a suitably qualified professional person or the appropriate government or industry body.
- ▶ Sporting and competitive activities involving horses are conducted under rules set out by their respective governing bodies. Please refer to the governing body of the particular activity for information as to rules, regulations and codes of conduct. In general these rules take the horse's welfare as paramount.
(See Annex H).
- ▶ The horse industry is committed to ensuring that the welfare of all horses is protected by the adoption of good husbandry practices. The sensible use of the guidelines will improve the

welfare of horses irrespective of where they are kept and the purpose for which they are used by:

- (a) providing clear guidance and sources of information on acceptable standards of care, husbandry and welfare;
- (b) clarifying the current legislation protecting the welfare of horses and explaining how it should be interpreted.

- ▶ Whilst the guidance is intended to be as helpful as possible, it cannot give a definitive interpretation of the law. Only the Courts have the power to interpret statutory provisions.

Section 9 of The Animal Welfare Act 2006 for England and Wales states that

- (1) A person commits an offence if he does not take such steps as are reasonable in all the circumstances to ensure that the needs of an animal for which he is responsible are met to the extent required by good practice
- (2) For the purposes of this Act an animal's needs shall be taken to include:-
 - a) Its need for a suitable environment,
 - b) Its need for a suitable diet,
 - c) Its need to be able to exhibit normal behaviour patterns,
 - d) Any need to be housed with, or apart from, other animals,
 - e) Its need to be protected from pain, suffering, injury and disease.
- (3) The circumstances to which it is relevant to have regard when applying subsection (1) include, in particular -
 - (a) any lawful purpose for which the animal is kept
 - (b) any lawful activity undertaken in relation to the animal.
- (4) Nothing in this section applies to the destruction of an animal in an appropriate and humane manner.

The wording in Scotland is slightly different.

Section 24 of the Animal Health and Welfare (Scotland) Act 2006 states that:-

- (1) A person commits an offence if the person does not take such steps as are reasonable in all the circumstances to ensure that the needs of an animal for which the person is responsible are met to the extent required by good practice.
- (2) The circumstances to which, for the purposes of subsection (1) regard is to be had include –
 - (a) any lawful purpose for which the animal is kept
 - (b) any lawful activity undertaken in relation to the animal.
- (3) For the purposes of subsection (1) an animal's needs include:-
 - a) Its need for a suitable environment,
 - b) Its need for a suitable diet,
 - c) Its need to be able to exhibit normal behaviour patterns,
 - d) Any need it has to be housed with, or apart from, other animals,
 - e) Its need to be protected from suffering, injury and disease.
- (4) This section does not apply to the destruction of an animal in an appropriate and humane manner

Separate Codes of Practice have been published by the Welsh Assembly Government and the Scottish Government which explain what a responsible person needs to do to meet the standards the law requires

the horse, which is usually the owner or keeper of the horse.

- 2 All horse owners and keepers have a legal duty to be aware of the welfare needs of their horses and be capable of providing for them under all reasonably foreseeable conditions.

RESPONSIBILITIES TO THE HORSE

- 3 Before buying or agreeing to become responsible for a horse, a potential owner or keeper needs to consider a number of important issues:
 - ▶ the **cost** of keeping a horse, since the purchase cost is minimal compared with the ongoing costs. The ongoing costs will vary depending upon the needs of the individual horse and where it is kept. A potential owner should draw up a budget based on their own circumstances, and those of the individual horse to decide whether the ongoing costs are affordable. In drawing up a budget, which should cover the routine costs of feeding, housing, grazing and turnout, farriers' fees and routine medication, the owner should remember that there may be additional expenditure such as insurances, veterinary fees and equipment, as well as the costs involved in any competitions and associated transport. The costs of keeping a horse in retirement at the end of its working life, as well as the costs of euthanasia and disposal, should also be budgeted for at the outset. Horses taken on loan may incur other costs associated with the loan.
 - ▶ how much **time** will need to be dedicated to looking after the horse. This will not only cover the basic daily essentials of 'turning out', feeding, grooming and mucking out at least twice daily, but also the travelling time to the stables twice daily. Additional time will need to be allocated for non-daily tasks such as stable and pasture maintenance, visits by veterinary surgeon and farrier as well as time for riding, driving and competing.
 - ▶ the **skills** and **knowledge** of horse care possessed by the potential owner. Knowing how to look after a horse is not instinctive and a basic knowledge of feeding, grooming, and stable management is needed and a knowledge of the signs of ill health is essential. Additionally a good knowledge of equine injuries and disease and how to manage them is needed, as is an understanding

DUTY OF CARE

Responsibilities to the Horse
Insurance
Pre-Purchase Examination
Straying
Abandonment

- 1 The most significant single influence on the welfare of the horse is the care and management provided by the person giving day to day care for

of basic pasture care. **Parents of horse owners under 16 years old should familiarise themselves with the basic requirements of horse care and management as they are ultimately responsible for the horse's welfare.**

- D what is the **right horse** for each situation. Before acquiring a horse consideration should be given to what the horse will be asked to do, how it will be kept, and what level of skills the prospective owner or keeper possesses. Many ponies will take well to living out on pasture with some degree of shelter, whilst more finely bred animals may require specialist feeding and accommodation. Younger or very athletic animals may be beyond the handling abilities of less experienced owners. Rescue animals may require special treatment as a result of poor experiences in the past and expert assistance may need to be sought, although this should initially be carried out by one of the experienced rescue organisations.
- D **how and where** the horse will be kept. Unless the potential owner has stabling and grazing available at home it is essential to arrange suitable accommodation before acquiring a horse. Checks should be made to ensure that all the necessary facilities are available on a year round basis. Where yards have horses in different ownerships there should be suitable arrangements for disease and parasite control and to prevent problems being brought in with newly introduced horses. Ease of access to the stables should also be considered including in emergency situations. Yards approved under the BHS Livery Yard Approval Scheme meet standards set by the industry.
- D how the animal will be managed in **retirement**. A horse, either as a result of increasing age or due to the development of intractable injury or illness, may no longer be able to carry out the activities which the owner requires. Under these circumstances, an owner will be faced with a number of choices:-

 - D to downgrade the horse to an easier job;
 - D to keep it as a retired horse;
 - D to loan it to another horse owner as a companion for another horse;
 - D to attempt to find a place for it in a retirement sanctuary (although this is far from easy)
 - D to sell the horse (which means they lose control over its future and welfare);
 - D to arrange euthanasia.

Whatever the final choice an owner should ensure that an animal which has served them well for many years does not have its needs ignored when it is no longer capable of performing a useful task. An owner's legal responsibility to ensure the welfare of their horse continues throughout the horse's life.

- D that they will have to cope with the **death or euthanasia** of their horse. A potential horse owner or keeper should also be aware that at some stage they will have to part with the horse. This may be by way of sale, exchange, or loan (usually where the horse is still capable of useful work) (which is a decision the owner must make), but many people will wish to keep a horse for the duration of its life. Few horses die purely of old age, and for those that do it is usually a long, slow process. The majority of horses will end their lives at the hands of man, be that for welfare reasons or on economic grounds. One of the sad but inescapable aspects of horse ownership or management is recognising when the horse's quality of life has deteriorated to a point where euthanasia is necessary. However, failure to appreciate the necessity of this final act of horse care and making sure it is carried out humanely, can lead to a poor end for an otherwise well managed horse. The costs of euthanasia and disposal are considerable unless slaughter is available as an option.

A potential owner or keeper also needs to consider what contingency plans they should put in place, for example:-

- D having stabling and transport available for grass-kept horses should emergency veterinary treatment be required;
- D having isolation facilities available;
- D whether a capable person is available, possibly at short notice to look after the horse should the owner or primary keeper go on holiday or become incapacitated for any reason.

These contingency arrangements should be reviewed when there is any change in the owner, keeper or horse's circumstances.

INSURANCE

- 4 Horse owners and keepers are advised to make advance plans to have sufficient resources available to meet the cost of veterinary treatment. Advanced technical diagnostic procedures, colic and orthopaedic surgery and

other sophisticated treatments are now widely available but are inevitably expensive. A wide variety of insurance policies are available offering many types of cover including:-

- ▶ All risk mortality - this covers an animal if it dies as a result of injury or illness or has to be destroyed on humane grounds. The cost of carcass disposal may also be covered.
- ▶ Veterinary fees - this covers the cost of non-routine treatment following accident or illness. The cost of complementary or alternative treatment is included in some policies.
- ▶ Public Liability Insurance - this is essential as claims for property damage or personal injury caused by a horse can amount to considerable sums of money.
- 5 Strict Liability - The House of Lords confirmed in 2003 that, in accordance with the provisions of the Animals Act 1971, in certain circumstances, a keeper may be strictly liable for damage or injury the horse does to other people, whether or not they are negligent. Horse owners are advised to ensure that they carry public liability insurance for all horses they own or for which they are responsible. This section of the Animal Act is currently (2009) under review and may change in the future.

PRE-PURCHASE EXAMINATION

- 6 Potential purchasers are advised to have the animal subjected to a veterinary pre-purchase examination before finalising their purchase. The consequences of buying a horse that is not sound or fit for the purpose for which it was purchased far outweigh the cost of a pre-purchase examination.
- 7 A standard five-stage examination has been developed by the veterinary profession in the UK which aims to highlight actual or potential problems that may affect the horse's fitness for its intended use. The examination covers age, heart, eyes, wind, conformation and movement of limbs, foot conformation and condition, and the presence of any other clinically detectable abnormalities. Pregnancy or fertility examinations are not included in the standard examination. Matters such as height, freedom

from vices, temperament, and the animal's performance ability are not the responsibility of the examining veterinary surgeon.

- 8 The examination normally takes 1 -1½ hours and is of a clinical nature only. It can be carried out without specialist facilities, usually at the animal's current location. Generally a blood sample is taken which can be tested for the presence of drugs which might mask otherwise noticeable problems, should these be subsequently suspected.
- 9 The opinion expressed on the certificate would indicate any foreseeable problems with the animal for its intended use and advise as to the animal's suitability for purchase for this use. It will not express an opinion on the animal's value.
- 10 Specialist examinations, such as diagnostic imaging, endoscopy etc. may be carried out as an addition to the standard pre-purchase examination if specifically required, or thought necessary by the examining veterinary surgeon.
- 11 Insurance companies will normally accept completed pre-purchase certificates (which advises that the animal is suitable for purchase) as proof that the animal is an acceptable insurance risk. Purchasers are advised to insure their new animal before completing the purchase.
- 12 Further information about the pre-purchase examination may be obtained from any equine veterinary surgeon.

STRAYING

- 13 Under the Highways Act 1959 it is a criminal offence to allow horses to stray on to the highway. The term highway extends to bridleways and footpaths. If a horse is placed in a field through which a bridleway or footpath runs, the owner will be liable for any injury it does to a user of the path if the owner or keeper has been negligent.

The Animals Act 1971 section 4 covers damage caused by straying. Where livestock belonging to any person strays on to land in the ownership or occupation of another and:

- (a) **damage is done by the livestock to the land or to any property on it which is in the ownership or possession of the other person; or**

- (b) any expenses reasonably incurred by that other person in keeping the livestock while it cannot be restored to the person to whom it belongs, or while it is detained in pursuance of section 7 of this Act or in ascertaining to whom it belongs; the person to whom the livestock belongs is liable for the damage or expenses, except as otherwise provided by this Act. For the purpose of this section any livestock belongs to the person in whose possession it is.

14 If a horse strays onto someone else's land the owner or keeper could be liable for any damage it causes. The owner of that land may capture and look after the horse until it can be collected and is entitled to charge the owner or keeper the reasonable costs of doing so before the horse is returned.

The Animals Act 1971 section 2(2) covers damage.

Schedule 2(2) states that:

Where damage is caused by an animal which does not belong to a dangerous species, a keeper of the animal is liable for the damage, except or otherwise provided by this Act if:

- a) The damage is of a kind which the animal, unless restrained, was likely to cause or which, if caused by the animal, was likely to be severe; and
- b) The likelihood of the damage or of its being severe was due to characteristics of the animal which are not normally found in animals of the same species or are not normally to be found except at particular times or in particular circumstances; and
- c) Those characteristics were known to that keeper or were at any time known to a person who at that time had charge of the animal as that keeper's servant, or, where that keeper is the head of the household, were known to another keeper of the animal who is a member of that household and under the age of 16

15 The House of Lords confirmed in 2003 that, in accordance with the provisions of the Animals Act 1971, in certain circumstances, a keeper may be strictly liable for damage or injury the horse does to other people, whether or not they are negligent. However, this aspect of the Act is currently (2009) under review. Horse owners are advised to ensure that they carry public liability insurance for all horses

they own or for which they are responsible.

ABANDONMENT

- (1) Section 3 of The Animal Welfare Act 2006 (Section 18 of the Animal Health and Welfare Act (Scotland) Act 2006) states that in this Act references to a person responsible for an animal are to a person responsible for an animal whether on a permanent or temporary basis.
- (2) In this Act references to a person responsible for an animal include being in charge of it
- (3) For the purposes of this Act a person who owns an animal shall always be regarded as a person who is responsible for it.
- (4) For the purposes of this Act, a person shall be treated as responsible for any animal for which a person under the age of 16 years of whom he has actual care and control is responsible.

Section 9 of the Act requires a person responsible for an animal to ensure its needs are met. Abandoning an animal does not provide for the animals needs to be met and can lead to an offence under the Act. If an abandoned animal suffered it could also be an offence under section 4 of the Act

The Animal Health and Welfare (Scotland) Act 2006 includes section 29 which specifically refers to Abandonment, and states:-

A person commits an offence if, without reasonable excuse, the person:-

- (a) Abandons an animal for which the person is responsible and
- (b) Does so in circumstances likely to cause it unnecessary suffering.

The Scottish Code of Practice for Equidae specifically states that a person does not relinquish responsibility for an animal by reason only of abandoning it. The Welsh Code does not contain this statement as the legislation is worded slightly differently.

16 A person who owns, or takes on the responsibility for an animal, is always responsible for it until they have clearly passed ownership or care of the animal to another person. They cannot relieve themselves of responsibility for the animal merely by abandoning it, or by telling someone else to look after it.

17 This would cover circumstances in which an

owner or keeper leaves a horse at home whilst they go on holiday etc. If inadequate arrangements are made for feeding or care during their absence, this could be construed under the Animal Welfare Acts as not meeting the welfare needs of the horse; or in more serious cases as causing unnecessary suffering.

COMPANY

The need to be housed with, or apart from, other animals

18 Horses in their natural habitat are herd animals with highly developed social structures. Any management system which isolates them from other horses, or confines them to small areas, is contrary to their basic nature and when used should bear these factors in mind. Further references to horses' companionship needs are made elsewhere in the document as they relate to other care and welfare factors.

ENVIRONMENT

The need for a suitable environment

Basic Considerations

Housing

Stable Accommodation

Ventilation

Fire and Other Emergency Precautions

Electrocution

Shelter

Pasture Management

Fencing

Noxious Weeds

Tethering

Stall Tied Horses

BASIC CONSIDERATIONS

19 Horses in their natural habitat are herd animals whose response to danger is to flee rather than fight. Any management system which isolates them from other horses, or confines them to small areas, is contrary to their basic nature, and when used should bear these factors in mind. Turnout in groups whenever possible is the favoured method of keeping horses.

20 Unless under specific veterinary advice, it is not good practice to keep horses confined in stables

for long periods without access to adequate daily exercise.

21 All fields and buildings and other accommodation should be kept clear of debris such as derelict vehicles and machinery, wire, rope, baler twine, plastic or other similar materials, which could be harmful to horses, by injury, ingestion or exposure. Horses should not have access to harmful chemicals, poisonous plants, especially ragwort, or stores of concentrate feed.

22 All horses should be able to rest in comfort and have protection from extremes of heat, cold and wet weather, as appropriate for the species, type or breed.

23 Not all horses have the same requirements; domestic horses are generally less hardy than semi-feral or native ponies and are less able to withstand extremes of cold, wind and wet. Many Thoroughbred horses need shelter at most times of the year. Those that cope well with low temperatures tend to suffer in high temperatures and vice versa. Young, very old and ill animals will be more susceptible to climatic extremes and require extra consideration.

24 **Donkeys** can reasonably withstand cold, but are intolerant of heavy rain, therefore they should have access to waterproof stables or field shelters at all times, or be supplied with efficient, waterproof rugs.

HOUSING

The equine Codes of Practice in Wales and Scotland provide guidance as to what is considered good practice in equine housing.

25 Housing facilities should be designed and constructed to provide for the horse's welfare, in accordance with planning laws and building regulations.

STABLE ACCOMMODATION

26 Any building constructed or adapted for the keeping of horses should provide for their safety and comfort. Ease of access, drainage and ventilation are the basic requirements as an aid to disease and injury prevention. The fire risk should also be considered at all times (see Fire and

Other Emergency Precautions). All stables, stalls, and communal barns should comply with the following features:-

- Construction should be sound with no exposed protruding features which could cause injury. Surfaces should be capable of being cleaned and disinfected effectively. Surface treatments should be non-toxic to horses.
- The layout of the buildings should allow any horse to be removed or replaced in its accommodation without interference from other horses, whilst allowing the visual stimulation of seeing other horses and yard activities. All passageways should be sufficiently wide to enable horses to be led safely past other horses.
- Doorways should be at least 1.2m wide, and doors should open outwards. Hinges and catches should be well maintained for ease of use, and doors should be capable of being fastened at the top and bottom. Normally top doors would be fastened open to facilitate ventilation.
- Fixtures such as tie-rings, water bowls and hayracks should not have protruding features or sharp edges which may cause injury, particularly at eye-level. Hay nets should be affixed at a height which prevents a horse's leg becoming caught in the net.
- Floors should be without steps as far as possible, but gently sloped so as to provide adequate drainage. They should be provided with a non-slip surface.
- Roofs should be high enough to provide adequate airspace and allow good ventilation, via the provision of air vents. There should be a clear space above the horse's head (in the normal standing position) of approximately 1m. The provision of roof windows is a useful form of lighting.
- Light may be provided by either natural or artificial means, but at all times it should be possible to inspect and handle a horse in safety. Portable lights are acceptable, provided they are bright enough and can be fixed in a suitable position. All electrical fixtures and fittings should either be inaccessible to horses or enclosed in strong protective fittings. Light bulbs and similar fittings should be enclosed so as to prevent injury to the horse, and electrical circuits provided with circuit breakers (see Electrocutation).

- Where provided windows should have either grills or bars between the glass and the horse to prevent injury. Opening windows (ideally opening in at the top) and ventilation grills should be sited to prevent draughts, but allow a continual exchange of air.

27 The British Horse Society recommend the following minimum stable sizes. They are adopted in the Welsh and Scottish equine Codes of Practice:

- Horses - 12' x 12' (3.65m x 3.65m)
- Large Horses - 12' x 14' (3.65m x 4.25m)
- Ponies and donkeys - 10' x 10' (3.05m x 3.05m)
- Large Ponies - 10' x 12' (3.05m x 3.65m)

28 Each loosebox should be of sufficient size to allow an animal to lie down, stand up and turn around without difficulty or risk of becoming cast. Boxes for foaling and nursing mares may need to be up to twice the normal size with adequate space to prevent the mare treading on the foal.

29 All horse accommodation should be provided with adequate and suitable bedding materials, which should be as dust free as possible. This should be plentiful enough to allow the animal to lie down in comfort, and should either permit free drainage or be absorbent enough to maintain a dry bed. Bedding should be changed and topped up on a regular basis. If a deep litter (bedding) system is used care should be taken to prevent the bedding becoming so deep as to reduce the available headroom, soiled enough to emit fumes or too wet to afford a comfortable lying area.

30 Horses kept in groups should be provided with sufficient space to allow easy movement, for all the animals to be able to lie down at the same time, and allow access to hay, feed troughs and water containers without competition. There should be sufficient space to allow horses to get well away from others directing aggression to them, and there should be no areas where horses could be trapped by those attacking them.

31 Due to the high degree of bonding that often takes place between pairs of **donkeys**, (or a donkey and a horse) any housing facilities should provide adequate space for bonded donkeys to inhabit the same stable.

Approximately 9 sq. metres (100 sq feet) of stable area is required for a pair of donkeys. In addition to the bedded area consideration should be given to providing donkeys with a well drained and maintained hard standing in order to maintain hoof health.

VENTILATION

- 32** Ventilation systems in horse stables/housing should be capable of maintaining a sufficient air change rate to prevent excessive heat and moisture levels and to remove major dust and gas contaminants that can be damaging to the respiratory system of horses and humans.
- 33** Mechanically ventilated stables should be equipped to introduce and uniformly distribute fresh air and to exhaust foul, moisture-laden air. Stables may be adequately ventilated through the use of air intakes and exhaust openings and/or in combination with the use of window and door openings to give reasonable air exchange without creating draughts.
- 34** Air movement should not cause discomfort to horses in any type of built accommodation.
- 35** Adequate fresh air is essential for good air quality and it is normal practice to leave top stable doors open, except in the worst of weather, to assist in ventilation and to allow the horse visual contact with the outside world. Top doors should only be closed in exceptional circumstances.

FIRE AND OTHER EMERGENCY PRECAUTIONS

- 36** Fire safety is a part of good stable management and all stables whether commercial or private, licensed or not, must comply with the Regulatory Reform (Fire Safety) Order 2005, or the Fire Safety (Scotland) regulations 2009. Horse owners or keepers, and those working with horses, should be able to identify the potential for fire starting in stables and other buildings.
- 37** A fire risk assessment (including the risk of arson) should be undertaken to identify what could potentially start a fire, what combustible materials are present and who, including any animals, would be at risk should fire break out.

The hazards identified should be eliminated or reduced as far as possible. Guidance on this may be obtained from the Local Government publication "Animal premises and stables"

To assist in fire prevention the following features should be included in all stables:-

- ▶ All electrical equipment should be correctly installed and maintained in a good state of repair, and all metal fittings should be earthed. The installation should be regularly tested for safety.
 - ▶ The buildings should be kept clear of non-essential flammable and combustible materials. Good housekeeping to keep forage barns and roof beams etc. free from accumulated dust and other flammable/combustible debris is advisable.
 - ▶ Flammable and combustible materials should not be stored in or near stable buildings. Keep potential sources of ignition away from flammable or combustible materials.
 - ▶ Any fire-fighting equipment should be accessible, highly visible, kept clean and serviced as recommended by the manufacturers.
 - ▶ Where horse accommodation is also a place of work, Health and Safety should be considered and compliance maintained.
 - ▶ All new or modified stable buildings need to comply with planning laws and planning regulations including those for listed buildings where applicable
- 38** Horse owners and keepers should make advance Business Continuity Plans for dealing with emergencies such as fire, flood or disruption of supplies and should ensure that staff are familiar with the appropriate emergency action. The local fire and rescue service should be consulted for assistance when making these plans including evacuation plans.
- 39** Design advice is important when constructing or modifying a building. There should be provision for animals to be released and evacuated quickly in the event of an emergency. Consideration should be given to installing adequate fire warning systems with visual indications where horses are accommodated and audible alarms in staff accommodation or adjoining residences. It should be remembered that audible alarms may in themselves provide a danger to horses.

- 40** It should be arranged that stabled horses could be released quickly into a safe environment. All stable managers should have a pre-agreed plan for this emergency, and ensure ready access to the necessary equipment. Identification of a safe emergency holding area for released animals should be made, as it is known that unrestrained animals may move back into a burning building.
- 41** Expert advice on all fire precautions may be obtained either from fire prevention officers of the local fire service, or from equestrian societies' own fire safety officers. A pre-incident planning form should be logged with the local fire service, and stable owners will need to assist the Fire Service with their Integrated Risk Management Plan for when they attend an incident. Advice on all health and safety matters can be obtained from local Health and Safety Executive offices.

See: Guidelines for Fire Safety in Equine & Agricultural Premises (BHS 2005) Annex E.

ELECTROCUTION

- 42** Electrocution, which can easily kill horses and also their human attendants, is always a danger to be considered in any equine accommodation supplied with electrical power.
- 43** All electrical installations at mains voltage should be designed, installed, tested, maintained and periodically inspected by a competent electrician in accordance with the Institute of Electrical Engineers (IEE) wiring regulations (BS7671 2008). In general, wiring and fittings must be inaccessible to horses, well protected and insulated, safeguarded from rodents and properly earthed. The whole installation should be protected by a residual current device (RCD) which will reduce the risk of fire and electrocution.

SHELTER

- 44** Animals not kept in buildings should be given protection, where necessary, from adverse weather conditions, which include extreme wet, cold and heat.
- 45** Effective shelter will afford protection against cold winds, driving rain and, during the summer months, will provide shade and protection from the heat of the sun.

- 46** Shelter may be provided by, amongst other things: shelter belts, trees, hedges, walls, purpose-built shelters (open fronted shelters and windbreaks) or rugs (e.g. waterproof turnout rugs). If horses wear rugs these should be removed and replaced daily and checked regularly to ensure that they are not causing injury or discomfort from rubbing or slipping. Horses that have been clipped out are generally in need of the protection of a rug at all times and particularly if turned out in poor weather, or restricted to a cold stable.
- 47** It is essential to adjust the type of rug worn by a horse to reflect the ambient weather conditions. Rugs should be checked daily and changed regularly particularly when rugs become wet.
- 48** In cold conditions the lack of adequate shelter and feeding can result in cold stress, discomfort, weight loss (loss of body condition) and increased susceptibility to disease. In hot weather lack of shelter from the sun, particularly if combined with a poor water supply can lead to dehydration and heat stroke.

PASTURE MANAGEMENT

- 49** Horses generally require a minimum of one acre (0.4 hectares) per animal where no supplementary feeding is being provided, and more if the land is also used for exercise and/or hay production. An allowance of 2 acres per horse can provide reasonable space for the animal's full requirements. This can vary depending on the size of the horse (small ponies may need less acreage) the type of land (on wet land that is easily poached more acreage is required), on the quality of the grazing; and on the type of pasture management practiced.
- 50** Pastures should be capable of being sub-divided into smaller areas to allow for rotational grazing, re-growth of grass, parasite control, and food restriction when necessary. This can also reduce damage to wet areas in winter.
- 51** When pastures become muddy and/or possibly waterlogged, it is essential that a dry lying area is available to the horse unless it is only turned out to pasture for a few hours.

FENCING

- 52** Yards and pastures should be properly fenced to confine horses. The suitability of fencing varies

according to the size and disposition of the horses, as well as stocking density and paddock/pasture size. Fences should form both a physical and visible barrier to minimise the potential for injuries.

- 53** Fences should be maintained in good repair. Fences and gates should be strong enough to prevent horses from gaining access to roadways; perimeter gates should be kept closed and preferably locked. The ideal fence for horses is a post and rail type of fence, with the rails set on the horse side of the fence.
- 54** Barbed wire, narrow gauge high tensile steel wire and certain types of small-mesh stock fencing, because of their cutting, non-stretching and non-breaking properties, can cause severe injury to horses. These materials should not be used as fencing for horses. In situations where such wire fencing is already in place (e.g. in extensive grazing establishments) it may be practicable to erect an inner barrier that meets the requirements for good horse fencing as laid out in paragraphs 52 and 53. This could be achieved with electric fencing. Where wire is present it should be visible to the animal and kept in good repair to prevent the possibility of animals becoming entangled.
- 55** Horses should be introduced to unfamiliar fenced areas during daylight hours to reduce the risk of injury.
- 56** Electric fencing units should be installed and maintained according to the manufacturer's specification. Only electric fencing that is designed for use with horses should be used. Broad electric tape is preferable to single stranded wire as it is more easily visible to the horse. The person responsible should ensure that the fence is functioning effectively whenever it is in use to contain horses.
- 57** All power units for electric fences must be effectively grounded to prevent short circuits and/or electricity being conducted to unwanted places, i.e. gates and water troughs.
- 58** Horses should be supervised when first introduced to electric fencing.

NOXIOUS WEEDS

The Weeds Act 1959 states that the Minister of Agriculture, Fisheries and Food, (now the

Secretary of State for Environment, Food and Rural Affairs (Defra)) if satisfied that injurious weeds are growing upon any land, may serve a notice requiring the occupier to take action in order to prevent the spread of those weeds. Any unreasonable failure to comply with a notice is an offence. The weeds that this legislation applies to are:

- ▶ Spear thistle (*Cirsium vulgare*);
- ▶ Creeping or field thistle (*Cirsium arvense*);
- ▶ Curled dock (*Rumex crispus*);
- ▶ Broad-leaved dock (*Rumex obtusifolius*);
- ▶ Common ragwort (*Senecio jacobaea*).

The Secretary of State is empowered to add to this list where necessary. The Act also includes the Secretary of State for Wales, although this responsibility now lies with the Welsh Assembly Government. Responsibility for weed control rests with the occupier of the land where the weeds are growing. The Highways Agency of the Department for Transport is responsible for weed control on motorways and trunk roads and Network Rail for railway land and embankments. In the case of infestations on all other public roads, this is the responsibility of the appropriate local highways authority for the area.

- 59** Common Ragwort is one of the injurious weeds covered by the provisions of The Weeds Act 1959. Ragwort is poisonous to horses, ponies, donkeys and other livestock, and causes primarily liver damage, which can have potentially fatal consequences. It is also poisonous to humans.
- 60** Ragwort is a cumulative poison, which may cause fatalities due to low-level long-term consumption as well as acute poisoning by short-term massive consumption. Ragwort continues to be toxic even when the plant has been cut and dried. Cut ragwort should never be left in a place to which horses and other vulnerable animals have access.
- 61** Hay made from ragwort infested pastures where the ragwort becomes incorporated into the bale poses a serious threat to any horse that is offered the hay. Dried ragwort is relatively more toxic and much more palatable than the fresh plant. Horse owners should be particularly careful that there is no ragwort present if they make their own hay, or purchase hay from unknown sources. Horse owners concerned about purchased hay containing ragwort should contact

their local authority Trading Standards department.

The Ragwort Control Act 2004 enables the Secretary of State to make a Code of Practice to prevent the spread of Ragwort. The Code of Practice on How to Prevent the Spread of Ragwort was published in July 2004. Under the Ragwort Control Act, the Code is admissible in enforcement proceedings under the Weeds Act, which will make it easier to prosecute those who disregard the need to control Ragwort. Similarly, those who have followed the guidance laid down in the Code would be able to use this in their defence in any Court proceedings.

Similar Guidance was issued in Scotland in June 2008 under the provisions of the Animal Health and Welfare (Scotland) Act 2006.

62 The Code and Guidance provide comprehensive guidance on how to develop a strategic and more cost-effective approach to weed control and gives advice on:-

- ▶ identification, risk assessment and priorities for ragwort control,
- ▶ control methods, their suitability and efficiency,
- ▶ environmental considerations and
- ▶ health and safety issues.

The code is supplemented with a guidance note on the disposal options for ragwort.

63 IT SHOULD BE NOTED THAT RAGWORT CAN BE HARMFUL TO HUMANS AND THAT THE TOXINS MAY BE ABSORBED THROUGH THE SKIN OR BY INHALATION. When handling ragwort, particularly in quantity, full protective clothing including gloves and facemask should be worn.

64 Horse owners who allow their horse to graze ragwort-infested paddocks risk prosecution under the Animal Welfare Acts for failing in their Duty of Care to the horse or for causing their horse unnecessary suffering

See:

www.defra.gov.uk/farm/wildlife/weeds/index.htm

or

www.scotland.gov.uk/Publications/2008/06/17121954/0

Code of Practice on how to prevent the spread of

Ragwort (DEFRA 2004).

Guidance note on disposal options for Ragwort (Defra 2005)

TETHERING

Section 9 (2) of The Animal Welfare Act 2006 (section 24 (3) of the Animal Health and Welfare (Scotland) Act 2006) defines the needs of an animal as including :-

- (a) its need for a suitable environment,
- (b) its need for a suitable diet
- (c) its need to be able to exhibit normal behaviour patterns
- (d) any need it has to be housed with, or apart from other animals
- (e) its need to be protected from pain (not Scotland), suffering, injury and disease.

65 Long-term tethering is unlikely to meet many of an animal's needs unless done with great care, in good surroundings and under regular supervision.

66 Tethering can be defined as securing an animal by an appropriately attached chain or rope, to a secure point or anchorage, causing it to be confined to a desired area.

67 Horses are commonly tethered or 'tied up' in a housed (confined) environment either in stables as a temporary method of restraint, in stalls as a means of containment or whilst travelling (being transported). These methods are not covered by the tethering code.

68 Tethering in an open environment at grass or whilst grazing is not a suitable method of long-term management, as it restricts the animal's freedom to exercise itself, to find food and water or to escape from either predators or the extremes of hot and cold weather. It also risks an animal becoming entangled, or injuring itself on tethering equipment. As a short-term method of animal management, horses can be tethered at grass, or whilst grazing, under strict guidelines and regular supervision. (See paragraph 76 and 120)

69 Where horses are tethered on land without the landowner's permission, the landowner (or their authorised agent) may take action to remove the horses by seizing them under the provisions of the Animals Act 1971. The seized (or impounded) animals must be cared for by the landowner (or their agent) for 14 days before disposal, and returned to their owners if

requested after expenses have been met. It should be noted that a landowner becomes responsible for the animals and their welfare once they are seized.

See: Appendix 1 to the Welsh Code of Practice for Equines; and Appendix B to the Scottish Code of Practice for Equidae.

NEWC Code of Practice for Tethering Horses and Ponies on www.newc.co.uk

STALL TIED HORSES

70 Horses kept in stalls are usually working horses which spend a significant part of their day out of the stall, and it is considered an acceptable method of keeping such working horses during their resting hours. It is in regular use for military horses.

71 Stall tied horses are usually fastened so that they can lie down in comfort and have access to food and water as required. This is usually achieved by affixing the horses head-collar to a rope passing through a hole or ring near the feed trough or rack, which is weighted in such a way as to keep the rope reasonably taught, whilst allowing the horse sufficient movement to reach its food and water and lie down in comfort. Stalls should be wide enough to allow the animal to lie comfortably, but not wide enough to allow it to turn around. It is particularly important that there is adequate bedding and a non-slip floor. There should be sufficient space behind the stall for the horse to be able to back out with ease.

72 Stall tied horses not taken out for work should be allowed a significant period of free exercise each day.

73 Stall tying for significant periods is occasionally used under veterinary advice for specific conditions.

WATER

74 Every horse must have free access to a supply of fresh, clean drinking water to meet its individual maintenance and activity requirements. The exception to this would be when access to water may need to be withdrawn for short periods of time during exercise and transport or when specified by a veterinary surgeon for health reasons.

75 A horse's daily water requirements may range from 20 to 70 litres, depending on air temperature and humidity, bodyweight, level of activity, health and the water content of their diet. Mares in the last 3 months of pregnancy and the first three months of lactation will have significantly higher water requirements than usual.

76 Where tethered animals do not have free access to a supply of fresh water, this should be offered to them at frequent and regular intervals, and the animals checked to make sure that they are drinking and are not dehydrated. It is advisable that horses should not be without access to water for more than 6 hours unless specified by a veterinary surgeon for health reasons. Water may be required more frequently in hot conditions. (See Tethering paragraphs 65-69, 120)

77 It is essential that all horses either have continuous access to a supply of clean, fresh water, or that adequate clean water is made available to them on a frequent and regular basis throughout the day. Water may be provided by a mains supply, a private supply from a spring or well or provided by safe access to a free-flowing watercourse. Horses may need time to become accustomed to automatic watering systems or any other system that they are not familiar with. Static water is not generally suitable for horses as it becomes stagnant and unpalatable.

78 Natural water sources such as streams are not always satisfactory as they may be contaminated, so an alternative supply may be required unless natural sources are clean, copious, have easy and safe access and do not have a sandy base which may cause problems if disturbed when the horses drink. If using a watercourse for the first time it is advisable to seek local professional advice as to whether the water is contaminated or is fit to drink.

DIET

The need for a suitable diet

Section 9,(2)(b) of the Animal Welfare Act 2006 (and section 24, (3) (b) of the Animal Health and Welfare (Scotland) Act 2006) defines one of an animal's needs as "its need for a suitable diet" –

- 79** Extra care should be taken during hot or icy weather to ensure that the water supply is maintained and sufficient, for example by regularly breaking ice during cold spells or providing an additional water source during hot weather.
- 80** Water troughs should be securely fixed and at a convenient height to allow horses of different sizes, including foals, to drink comfortably. It should not be possible for the horse to dislodge or upturn the trough, nor should there be any sharp edges, protruding corners or fittings such as taps on which the horse or its head-collar could become entangled. Water troughs should be regularly cleaned, particularly of algal growths and checked for correct operation.
- 81** Water troughs should be positioned so that a horse cannot become cornered or trapped in the vicinity of the trough by other horses particularly when horses are grazed or housed in large numbers.

FEED

- 82** Every horse must be offered daily an appropriate ration of food, to maintain its body condition around Body Condition Score 3 (See: Weight and Body Condition Scores)
- 83** Meeting the nutritional needs of horses should be straight-forward but is complicated by the overwhelming variety of products available and the special requirements necessitated by conditions and ailments such as laminitis and dental problems. Impartial advice should be sought from veterinary surgeons or nutritionists to help formulate an appropriate diet.
- 84** Every horse's daily feed ration must address its maintenance and workload needs and take into account factors related to the individual and its environment. These include its type, size, age, current and required weight and body score; and environmental factors such as climate, shelter and availability of grazing.
- 85** Horses are "trickle feeders" and should have access to forage feed during most of their non-active hours. This may be in the form of pasture, hay, haylage or straw as appropriate or preferred.
- 86** All conserved forage feed should be of good quality, clean (free from soil, debris or poisonous plants) and free from dust, spores or mould. Feeding forage at or near ground level is good practice as it mimics the natural grazing position, and allows mucus to drain from the respiratory tract. Where this is practised the surface should be suitable for the purposes of feeding.
- 87** Where loose horses are fed in groups, there should be a feeding point for each horse adequately spaced to prevent bullying or interference between adjacent horses.
- 88** Concentrate feeds should only be fed when needed to supply the energy required for the horse's work, the extra requirements of breeding, the specific nutrients necessary to maintain correct body condition or in the management of certain diseases. Many horses, particularly in the summer months, will not require concentrate feed. All bucket feeds should be freshly prepared and well mixed. Feed buckets and utensils should be regularly cleaned.
- 89** Concentrate feeds should be correctly stored and prepared and should be kept in air-tight vermin-proof containers and at moderate temperatures to maintain their quality. Contaminated, stale or mouldy food should not be used and should be disposed of promptly in such a way that horses cannot gain any access to it.
- 90** Any changes to a horse's diet should be made gradually, and at least over a period of 3-5 days, to avoid illness such as colic and laminitis.
- 91** Obesity is a health risk for horses and in particular for ponies, most notably certain native breeds. Body condition score and weight should be regularly assessed and recorded. If necessary, access to food (specifically calorie intake) should be reasonably restricted, or exercise increased.
- 92** Any restricted diet should be carefully managed to ensure the horse still receives a balanced intake of nutrients. Donkeys in particular are at risk of developing serious illness (e.g. hyperlipidaemia) if dieted severely.
- 93** A horse's condition score should not reach 5. Animals with a body condition score above 4 need urgent action to correct their weight. Overweight animals are at risk of laminitis, and may well need significant reductions in their calorific intake, in particular a reduction or cessation of concentrate feed or access to rich pasture. If an owner or keeper is unsure how to

achieve this safely impartial advice should be sought from a veterinary surgeon or nutritionist (See paragraph 133)

- 94** Loss of weight below normal (See Weight and Body Condition Scoring and Recognising Signs of Ill Health) is always a serious matter. If the body condition score falls to 2 or below then action should be taken to increase the food intake, and if relevant reduce the work and/or exposure to cold temperatures. Checks should also be made on the condition of the horse's teeth, its worming status and any stress that it may be suffering. Failure to regain weight rapidly will need investigation by a veterinary surgeon.
- 95** Older horses may require relatively more nutrition or a diet adapted to their health (e.g. dental problems) to maintain an acceptable body condition score.
- 96** It is accepted that the body condition of ponies kept on extensive grazing systems (large areas of land such as the New Forest, Dartmoor or the Welsh Commons) will fluctuate in response to seasonal changes in the availability and quality of the grazing. Typically they will have a higher body condition score in late summer and a lower score at the end of winter. Body condition scores lower than 2 or higher than 4 are unacceptable and appropriate action should be taken. This might include the provision of supplementary feed, removal of animals from pasture, or investigation by a veterinary surgeon. (See Weight and Body Condition Scoring and Recognising Signs of Ill Health).

BEHAVIOUR

The need to be able to exhibit normal behaviour patterns

Behaviour and Appropriate Discipline
Restraint
Handling
Tack and Equipment

BEHAVIOUR AND DISCIPLINE

- 97** How horses learn and respond to training is a field of increasing investigation and is leading to a better understanding. Horses respond best where aids and instruction are clear and consistent. Ill-timed or inappropriate reprimands

will be counterproductive and may lead to the very problems the trainer is trying to avoid.

- 98** Any disciplinary action taken must be timely, (i.e. only applied at the time of the misbehaviour). Any action must be proportionate to the need and only applied by a competent person or persons, who should seek advice in cases of difficulty.

RESTRAINT

- 99** Restraint should only be applied for the period when it is actually required. The restraint should be the least severe, yet most effective method available, appropriate to the need.
- 100** If chemical restraint (i.e. sedative drugs) is needed it must only be prescribed and administered either by a veterinary surgeon or on their specific instruction for that particular animal and the particular circumstances. Sedatives should not be used as a substitute for good horse management.

HANDLING

Section 4 of The Animal Welfare Act 2006 (Section 19 in Scotland) makes it an offence to cause unnecessary suffering to an animal. It is also an offence for someone responsible for an animal to permit another person to cause suffering to that animal. The Acts allow for suffering which is to the benefit of an animal, or which is to protect another animal, person or property, provided that the suffering is proportionate to the purpose. Examples of this might be restraint whilst emergency treatment was administered or whilst an animal was extricated from a dangerous situation.

- 101** Horses should be handled quietly, with care and patience to avoid injury, pain or distress.
- 102** Handling and restraining devices must be used humanely and with regard to the horse's natural movement, behaviour, temperament and physical capabilities. They should only be used by sensible, competent persons.
- 103** All tack and handling equipment should be maintained in good, clean functional condition.
- 104** All halters, head collars and other equipment

used to restrain or handle horses should be fitted with a method of quick release in case a horse becomes entangled in the equipment.

- 105** Where horses are kept in a semi-feral state and are not halter broken (such as those used in conservation grazing), special handling facilities may be required for routine management (e.g. worming or hoof trimming) and treatment of minor ailments. These should be built for the purpose and designed to induce the least amount of stress to the horse and to avoid danger or injury to either horse or handlers.
- 106** The use of sedatives or anaesthetics and dart guns should be avoided as far as possible for routine procedures and only authorised in emergency situations. If these are to be used this should be by trained and licensed persons only.
- 107** Whilst handling and restraining **donkeys** it is advantageous for their bonded companions to be in close proximity to the animal being treated, so as to avoid unnecessary stress and lessen the chance of the donkey developing further problems.

TACK AND EQUIPMENT

- 108** All tack and equipment used to handle, drive, or ride horses should be well fitted to the horse concerned, so as not to cause pain, discomfort or fear and should be maintained in good, clean functional condition.
- 109** All horse clothing should be fitted correctly, to avoid slipping or rubbing and causing discomfort by any means and to avoid the risk of entanglement.
- 110** All tack and equipment should be assessed for its suitability and fit before use. It must be used humanely and with regard to the horse's natural movement, behaviour, temperament and physical capabilities. Expert advice should be sought regarding the fitting of new saddles or harness

General Health and Welfare Provisions
Inspection
Recognising Signs of Ill Health
Weight and Body Condition Scoring
Lameness
Foot Care
Dental Care
Internal Parasites
External Parasites
Infectious Diseases
Biosecurity
Isolation
Notifiable Diseases
Vaccinations in the United Kingdom
Veterinary Treatment
Castration
Docking and Nicking
Breeding
Pregnancy and Foaling
Casualties
Humane Destruction
Fallen Stock
Mechanical Equipment
Clipping

GENERAL HEALTH AND WELFARE PROVISIONS

- 111** The most significant single influence on the welfare of the horse is the care and management provided by the person giving day to day care for the horse, which is usually the owner or keeper of the horse.
- 112** All horse owners and keepers have a legal duty to be aware of the welfare needs of their horses and be capable of providing for them under all reasonably foreseeable conditions.

Section 9 (2) (e) of the Animal Welfare Act 2006 provides that one of an animal's required needs is "its need to be protected from pain, suffering, injury and disease". **Section 24 (3) (e) in Scotland** provides that one of an animal's required needs is "its need to be protected from suffering, injury and disease".

The Codes of Practice for Equines published by the Welsh Assembly Government in December 2008 and the Scottish Government in April 2009 amplify these statements, and cover both the management and handling of the horse, and the need to provide both preventative medical care and prompt treatment of any significant

HEALTH AND WELFARE

The need to be protected from pain, suffering, injury and disease

problems as they arise.

Section 4 of the Animal Welfare Act states that-

(1) A person commits an offence if –

- (a) an act of his, or failure to act, causes an animal to suffer
- (b) he knew, or ought reasonably to have known, that the act, or failure to act, would have that effect or be likely to do so,
- (c) the animal is a protected animal and
- (d) the suffering is unnecessary.

(Section 19 of the Animal Health and Welfare (Scotland) Act 2006) states that a person commits an offence if –

- (a) the person causes a protected animal unnecessary suffering by an act, and
- (b) the person knew, or ought reasonably to have known, that the act would have caused suffering or be likely to do so.

113 People working with horses should understand and accept that they have a responsibility for the welfare and health of the horses in their care. Employers have an obligation to train their staff with respect to humane handling and animal care, and ensure that they understand the legal requirements.

114 Every person responsible for the supervision of horses must be able to recognise early signs of distress or ill health, have a basic knowledge of equine first aid and have access to a veterinary surgeon, to diagnose and treat any serious illness or injury.

Table 1: Vital Signs for an Adult Horse at Rest

Vital Sign	Normal Range	Average
Rectal temperature	37.5-38.5°C (99.5-101.3°F)	38.0°C (100.5°F)
Pulse	28-48 beats/minute	36 beats/minute
Respiration rate	10-14 breaths/minute	12 breaths/minute

Ref: BEVA Recommendations (2008)

Table 2: Vital Signs for an Adult Donkey at Rest

Vital Sign	Normal Range	Average
Rectal temperature	36.2-37.8°C (97.2-100°F)	37.1°C (98.8°F)
Young donkeys (up to 2y.o)	36.6-38.9°C (98.7-102.1°F)	
Pulse	36-68 beats/minute	44 beats/minute
Respiration rate	12-20 breaths/minute	

Ref: The Professional Handbook of the Donkey (4th edition) - The Donkey Sanctuary 2008

115 Management practices should accommodate the needs of horses, as outlined in the legislation, which in addition to an appropriate environment and adequate diet allow the expression of natural behaviour, particularly socialising, in a safe and protected manner, concurrent with the prevention of injury or disease.

116 Donkeys bond strongly to other donkeys, horses and/or mules and care should be taken not to split up bonded partnerships in order to minimise the risk of illnesses (such as hyperlipidaemia) that may result from the distress caused to the donkeys. This is particularly important when the donkey has only a single companion, especially if the companion is taken away or dies.

INSPECTION

117 Horses kept in stables, yards or other built accommodation should be inspected at least twice a day. Things to monitor include signs of injury and ill health; body condition; and ill-fitting rugs, halters, bandages or other equipment. Horses that are unwell, particularly with colic, will need close supervision, and may need to be inspected several times an hour. Unless under specific veterinary advice, it is not good practice to keep horses confined in stables for long periods without access to adequate daily exercise.

118 Horses turned out in fields, paddocks or other turnout areas should be inspected at least once a day. Things to monitor include signs of injury and ill health; body condition; and ill-fitting rugs, halters, bandages and other items of equipment; in addition to the availability of adequate food and water.

119 Mares in late pregnancy should be checked at least twice daily for signs of impending foaling and far more frequently as the time of foaling approaches. However, they should not be disturbed or interfered with unnecessarily. Inexperienced persons having responsibility for a pregnant mare should seek advice in advance of foaling in relation to their care. This should include management of the mare, foaling and the subsequent care of the foal. (See Breeding; Pregnancy and Foaling; Vaccination in the UK in particular EHV, EVA, Rotavirus)

- 120** Tethered horses should be inspected for signs of injury, ill health, ill-fitting rugs or tethering equipment, availability of water, food, shelter and shade etc. at least every 6 hours through normal waking hours. More frequent inspections may be needed during periods of hot dry weather when additional water will be required or during bad weather when the provision of shelter or additional food may be required. (See Tethering- paragraphs 65-69; and paragraph 76)
- 121** Horses grazed extensively (full-time turnout) should be inspected for, amongst other things, body condition, hoof condition, signs of injury or ill-health, ill-fitting equipment such as halters (See: paragraph 123) and the availability of food and water. This should preferably be daily, and certainly several times a week. Horses with halters and/or rugs should not be grazed extensively unless they can be inspected every day. Special attention should be paid to mares in late pregnancy which may be better moved to more restricted grazing to facilitate frequent inspection.
- 122** Semi-feral horses, grazed extensively on semi-natural habitats including heathland, forest and moorland, should be inspected for, amongst other things, body condition, hoof condition, signs of injury, ill-health, and the availability of food and water, preferably daily. Managing horses in a semi-feral state does pose greater challenges for inspection and handling but owners and keepers have legal responsibilities to ensure the welfare of their horses under the Animal Welfare Act irrespective of their chosen management system.
- 123** Leaving any headcollar or other similar equipment on a horse when it is not attended carries an inherent risk of becoming caught and a careful assessment of the need to leave this on the horse should be made.
- 125** A veterinary surgeon should be consulted urgently and requested to attend by the owner or person in charge of the horse if there are any signs of:
- acute abdominal pain or colic
 - serious injury involving deep wounds, severe haemorrhage, suspected bone fractures or damage to the eyes
 - persistent straining by a mare due to foal without clear signs of progress. If attention is not given within 20 minutes it may prove fatal for the foal and possibly the mare.
 - inability to rise or stand
 - inability or abnormal reluctance to move
 - non-weight bearing lameness
 - severe diarrhoea or constipation
 - prolonged/abnormal sweating, high temperature, anxiety, restlessness, loss of appetite
 - respiratory distress
 - any other signs of acute pain or injury or distress
 - rapid weight loss associated with either severe diarrhoea or constipation
 - food or liquid being expelled from the nostrils (choke)
 - collapse or sudden lameness, acute diarrhoea, respiratory distress or going off suck with a significant fever in **foals**.
- 126** A veterinary surgeon should be consulted as soon as possible and certainly within 48 hours of the owner or person in charge first becoming aware of the following conditions:
- marked lameness (not covered by paragraph 125) that has not responded to normal first aid treatment
 - injury that has not responded to normal first aid treatment
 - loss of appetite lasting more than one day
 - marked weight loss which has not responded to increased forage or warmth
 - skin conditions that have not responded to treatment, including saddle sores and girth galls
 - other illness or injury which whilst not severe does not improve rapidly
 - signs suspicious of infectious disease, such as severe nasal discharge, coughing, congested mucous membranes, jaundice, raised temperature, enlarged lymph nodes, diarrhoea or general malaise.

RECOGNISING SIGNS OF ILL HEALTH

- 124** Any person with responsibility for a horse should be able to recognise signs of ill health even if they do not know the precise cause. Any change in appetite, drinking, appearance or quantity of droppings or urine, body condition, demeanour or behaviour or obvious injury or lameness should be noticed and prompt action taken to correct the problem.

The lists in paragraphs 48 and 49 are not exhaustive and a person should always consult a veterinary surgeon if in any doubt.

(See: Annex I. Royal College of Veterinary Surgeons. <http://www.rcvs.org.uk/FindaVet>)

- 127** If an owner, keeper or veterinary surgeon suspects a horse is suffering from a Notifiable disease they have a legal duty to report it to their local Animal Health office immediately.

WEIGHT AND BODY CONDITION SCORING

- 128** Body condition scoring (BCS) is a method of evaluating body fat in relationship to body musculature and is an important tool for assessing whether a horse is overweight, the right weight or underweight. It is important that the BCS is assessed and recorded regularly particularly where many horses are in the care of one organisation or individual. A significant change in an animal's condition score would indicate that the feeding is not in balance with the current work and lifestyle of the horse or that the animal is affected by a serious health problem. Body condition scoring should be used in conjunction with weight assessment.

- 129** **A horse's body condition should ideally be maintained at body condition score 3, varying no more than between 2.5 and 3.5 on a scale of 0 (Very Poor) to 5 (Very Fat). If a horse's body condition score declines to 2 or below; or increases to 4 or above then action should be taken to correct this. Similarly a donkey's body condition should be maintained at Body Condition Score 3 on a scale of 1 (Poor) to 5 (Obese).**

See: Annex C for horse and Annex D for donkey condition scoring charts and guidance.

- 130** A horse's weight can be assessed by use of weighing scales (if available) or the use of a weigh (heart girth) tape. Trends are more important than small one-off changes.
- 131** Rapid or significant changes in BCS or weight may indicate a serious health problem and a veterinary surgeon should always be consulted to ensure that the correct action is taken.
- 132** If a horse's BCS falls below 2 it should not be worked, and veterinary advice should be sought as soon as possible. As with all horses, the person responsible should also ensure the horse has access to, and is consuming, an appropriate diet and if necessary provided with a warm shelter.
- 133** Horses should not be permitted to reach a condition score of 5. If they do approach
- condition score 4, steps should be taken to reverse this trend. In addition to changes in diet, (see Feed, in particular paragraphs 90-93) increasing the amount of exercise or work the horse is asked to do can also help to reduce weight. However this should be done gradually and with the advice of a veterinary surgeon if there is a suspicion or the horse shows any signs of illness or lameness (e.g. laminitis). Retired horses which cannot be worked need carefully managed diets to avoid excessive weight gains.

LAMENESS

- 134** Lameness is usually an indication of pain and if not promptly diagnosed and treated may lead to unnecessary suffering. Lameness should not be worked unless this is under the clear advice of a veterinary surgeon. They should not usually be transported where transport will cause additional suffering. If in doubt, veterinary advice must be sought. Lameness may be moved under veterinary supervision for or following veterinary treatment or diagnosis but only where there is no unnecessary suffering or ill treatment caused.

- 135** Lameness is one of the most commonly occurring problems in horses and is caused by the horse's attempt to relieve pain. Lameness can vary from the almost undetectable to the non weight bearing (severe). Anyone with a responsibility for horses should be able to recognise lameness and be in a position to make some assessment of its severity.

- 136** Mild lameness may be described as almost unnoticeable or difficult to detect, or intermittent and not apparently causing the horse any anxiety or lack of function. This category would also include a lameness which was only detectable using specialised tests or specific movements. Rest and owner treatment (e.g. bandages, icepacks etc.) is acceptable if the problem resolves in a few days. Even a mild lameness, if persistent, should receive attention from a veterinary surgeon.

- 137** Some animals may exhibit a transient stiffness after rest, which might be considered a mild lameness. This is not usually considered significant if it resolves within a short period of time (i.e. 5 minutes into exercise) and may demonstrate the need for increased opportunities for movement.

- 138** Abnormal gaits, caused by poor conformation or unusual action, are not considered to be a lameness, but such conformation problems may lead to the development of lameness over a period of time.
- 139** Moderate lameness is one that can easily be recognised even if the affected leg cannot always be identified. The horse will have some degree of functional impairment and may show pain when the affected limb is touched or moved. A moderately lame horse would not show distress when stabled or allowed access to grazing. Such lameness may respond to rest and owner treatment. Moderate lameness persisting over 24-48 hours will normally require veterinary advice.
- 140** Severe lameness is usually obvious as the horse will clearly be in discomfort and clearly have difficulty using a limb or limbs. There may be obvious damage to the leg, but this is not always the case. Such a horse should receive urgent veterinary attention. Where the horse has to be moved for veterinary treatment it must, under current (2009) transport legislation, be under veterinary supervision. The veterinary surgeon will administer appropriate medication, typically analgesics (painkillers), and such supportive measures as are necessary to allow safe transportation and the horse should be loaded with care into a suitable vehicle. Supportive measures could include purpose designed slings or straw bales or similar packing. The animal should travel no further than is necessary.
See: Transportation
- 141** Where lameness is caused by foot problems the ongoing management of the feet may fall to a farrier who will communicate and where necessary work in conjunction with the veterinary surgeon responsible for the diagnosis and treatment of the case. Horse owners, keepers and regular riders who travel with their horses away from populated areas are advised to learn the technique of shoe removal and carry the necessary equipment to be able to safely remove shoes in an emergency situation.
- 142** Laminitis, a specific type of foot lameness, is commonly caused by obesity, excessive food and lack of work, but it may be a sequel to intestinal or reproductive disease, or any other severe illness and can also occur due to excess weight bearing on one limb due to injury in another. Horses not in work, particularly ponies, should be managed in such a manner as to keep their body condition score at no more than 3.5, but also no lower than 2. This is especially important in the spring and early autumn.
- 143** Overuse, especially of young horses on hard surfaces may cause lameness due to bony changes as a result of repeated concussive force. All horses should be introduced to hard work on a gradual basis to give their muscles, bones and tendons time to adapt to the forces involved.
- 144** Working a lame horse could be construed under the Animal Welfare Acts as not meeting the welfare needs of the horse; or in more serious cases as causing unnecessary suffering and must be avoided. However, exercise given under veterinary direction, may be necessary for treatment of a horse suffering from certain lameness conditions.
- 145** In any case of lameness where the owner or keeper is in any doubt about the cause or its treatment, advice from a veterinary surgeon should be sought and acted upon at the earliest opportunity.

FOOT CARE

The Farriers (Registration) Act 1975 and Farriers Registration (Amendment) Act 1977 makes it an offence for anyone who is not registered with the Farriers Registration Council to carry out Farriery. Farriery is defined as any work in connection with the preparation or treatment of the foot of a horse for the immediate reception of a shoe thereon, the fitting by nailing or otherwise of a shoe to the foot or the finishing off of such work to the foot. The definition does not include trimming the foot if there is no intention of immediately fitting a shoe.

146 Hooves should be trimmed as often as is necessary to maintain the health, good shape, and soundness of the foot. The frequency of hoof trimming will depend on such factors as age, time of year, nutrition, management, work done and previous injury, or disease conditions which affect the foot.

147 There are fundamental differences in the structure and treatment of donkeys' hooves and specialist advice should be sought if the

attending farrier or veterinary surgeon is not experienced in donkey foot care.

- 148** As a guide hooves should be checked, trimmed and shoes renewed if present, by a registered farrier every 4-8 weeks.
- 149** If horses are managed and worked without shoes their feet should be inspected regularly, and trimmed when needed. Owners should be wary of allowing their horses' feet to be trimmed by unqualified persons, or by those working to an unconventional system. Failure to provide adequate foot care could lead to prosecution for failing to meet the needs of the horse, or in severe cases for causing unnecessary suffering.
- 150** While routine foot trimming of normal unshod animals may legally be carried out by competent lay persons, this should only be undertaken following appropriate training. Unconventional radical methods of foot trimming have been associated with increased suffering and should not be used. Horses suffering from lameness should be under the care of a veterinary surgeon.
- 151** **Donkeys** will need their hooves checked or trimmed every six to ten weeks by a competent person, preferably a registered farrier with experience of donkey foot-care.
- 152** It is just as harmful to over-trim a hoof as it is to neglect trimming.

DENTAL CARE

- 153** The advice in this section is based on advice from the Royal College of Veterinary Surgeons in 2008 and would be superseded by the passage of any Order regarding Equine Dental Technicians (EDTs). However, this advice does not change the fact that, in the absence of an exemption order, there is much uncertainty surrounding those dental procedures that can be lawfully carried out by a non veterinary surgeon. Ultimately, the courts would be the final arbiter in any case.
- 154** Horses' teeth should be examined at least annually, and treatment provided if needed by a qualified person. Uneven wear and abnormalities of the teeth may interfere with normal eating habits, or the correct fitting of a

bit. If this is suspected the advice of a veterinary surgeon or Equine Dental Technician (EDT) should be sought and the necessary treatment given. Dental care will depend on such factors as age, nutrition, mouth conformation and the management system.

- 155** In 2001 Defra consulted on an exemption order to make it lawful for suitably trained EDTs to carry out certain procedures (called Category 2 procedures) which would otherwise be considered as acts of veterinary surgery. To be considered suitably trained an EDT would have to have attended, and passed the final examination of, courses run either by:
- The British Association of Equine Dental Technicians in association with the British Equine Veterinary Association and the British Veterinary Dental Association; or
 - The Worldwide Association of Equine Dentistry.

However, the Order has not progressed through Parliament (2009) and so currently EDTs have no recognised legal basis.

- 156** As the law currently stands there is no formal definition of the dental procedures that non veterinary surgeons may lawfully carry out. The RCVS in consultation with the industry is working to the standards as laid out in the proposed EDT exemption order even though Category 1 and 2 procedures have no legal basis in equine dentistry.
- 157** Category 1 procedures may be performed by an individual after recognised training without specific attainment of qualifications. These are:
- ▶ Examination of teeth;
 - ▶ Removal of sharp enamel points using manual rasps only;
 - ▶ Removal of small dental overgrowths (maximum 4mm reductions) using manual rasps only;
 - ▶ Rostral profiling of the first cheek teeth (maximum 4mm reductions), previously termed 'bit seat shaping';
 - ▶ Removal of loose deciduous caps; and
 - ▶ Removal of supra-gingival calculus.

However horse owners or keepers should seek professional advice if they suspect any significant problem with their horse's teeth. Unskilled attention may make a problem worse and could

result in the needs of the horse not being met or in serious cases lead to unnecessary suffering.

- 158** Category 2 procedures which might be delegated in future to suitably trained and qualified Equine Dental Technicians (see paragraph 155) are listed as:
- ▶ Examination, evaluation and recording of dental abnormalities;
 - ▶ The removal of loose teeth or dental fragments with negligible periodontal attachments;
 - ▶ The removal of erupted, non-displaced wolf teeth in the upper or lower jaw under direct and continuous veterinary supervision;
 - ▶ Palliative rasping of fractured and adjacent teeth; and
 - ▶ The use of motorised dental instruments where these are used to reduce overgrowths and remove sharp enamel points only. Horses should be sedated unless it is deemed safe to undertake any proposed procedure without sedation, with full informed consent of the owner.
- 159** All other procedures and any new procedures, which arise as a result of scientific and technical development, would by default fall into Category 3, which are those procedures restricted to qualified veterinary surgeons and are not proposed for deregulation. It is therefore NOT legal for these to be performed by non-veterinarians.

INTERNAL PARASITES

- 160** All horses should be subject to an appropriate parasite control programme to reduce the burden of the various types of parasite which affect horses. This might include faecal egg counts (to monitor roundworm burden) and blood-testing (for tapeworms) with the strategic use of anthelmintics (commonly known as wormers) when required; planned pasture management including the regular removal of droppings and rotation of grazing; or another knowledge-based programme. All horses sharing the same grazing should be covered by the same programme.
- 161** The routine, periodic use of wormers may be appropriate where no other scheme is practical, but horse owners should be aware that overuse

might lead to the development of resistance to the commonly used wormer products.

- 162** Wormers fall into different groups with different actions and advice should be sought from a veterinary surgeon as to which drug to use for the type of animal, the grazing pattern and the time of year. Some wormers are also active against other parasites and can be used as part of a wider health programme.
- 163** All those responsible for managing groups of horses, even if the horses are in different ownership, should devise and implement a worm control programme which should apply to all horses in the same establishment.
- 164** Note that not all horse wormers are licensed for use in donkeys. Donkey owners or keepers should discuss with their veterinary surgeon which treatments can be used in donkeys.

EXTERNAL PARASITES

- 165** Where external parasites occur, such as lice or mites, prompt diagnosis and treatment should be undertaken in consultation with a veterinary surgeon. It is important to check under rugs (when worn) on a regular basis as skin problems can develop rapidly under rugs.
- 166** Good hygiene for tack and equipment, and avoiding sharing wherever possible, can reduce the incidence and impact of external parasite infestations significantly.

INFECTIOUS DISEASES

- 167** A plan and management routine for monitoring, preventing and controlling of infectious disease should be in place, and applied to all horses in a common group. All horse owners in a group should be made aware of the plan and implement the same control measures. This is often referred to as biosecurity. If in doubt advice should be obtained from a veterinary surgeon.

BIOSECURITY

- 168** Bio-security covers the different actions which might be taken to reduce the risk of introduction and spread of disease within and between premises. The degree of bio-security needed must be judged in relation to the actual disease in question and the risk of disease spread, both into and out of the premises as a

result of the usage of the occupants and degree of contact with other animals. The level of risk in the local and national area should also be considered. There are specific legal requirements with respect to biosecurity and imported horses. (See section on Importation)

- 169** Good stable management and hygiene standards are essential basics to bio-security and are mentioned elsewhere. Additional measures can be taken, possibly with veterinary advice dependent on circumstances, to reduce the likelihood of disease spread.
- 170** Spread of disease amongst animals on the same premises can be reduced by not sharing tack, grooming kits or feed and water buckets amongst large numbers of horses. If sharing is needed, then equipment should only be shared by a limited number of horses, unless thorough cleaning and disinfection with suitable products can be achieved between uses. Equipment, including wheelbarrows and yard brushes should not be moved between different groups of horses on the same premises.
- 171** An owner or keeper with responsibility for the care of a sick horse should not go directly from a sick horse to a healthy one. If this proves necessary careful washing and disinfection of hands, boots and changing of protective clothing is essential before contact with the healthy horses. Ideally, sick horses should be looked after by one individual or should be attended to after the healthy horses whenever possible. When aiming for the highest standard of bio-security a complete change of outer clothing is the minimum requirement.
- 172** If an infectious disease is present on a yard, there is a risk this disease will spread to other yards. To try to prevent this yards should voluntarily "quarantine" themselves. This means allowing no new animals to enter, nor the current residents to leave, until veterinary advice is given that the risk of disease spread is low. In particular, horses should not be taken from the yard to places where a large number of horses will be present such as horse shows. Visitors should be discouraged and should follow all biosecurity protocols in place. Wherever possible those in contact with diseased horses should not visit other premises where horses are kept unless they follow the necessary biosecurity measures.

173 Some diseases are transmitted by insect vectors. Whilst total insect control is not usually practical, measures should be taken to reduce the insect population around horses and ponies as far as possible. These include positioning of muck heaps away from stables; good stable cleanliness, especially of beams and rafters (which may be difficult to access); and the use of appropriate insect repellent products on horses.

174 Legislation governing the cleansing and disinfection of all vehicles used for transporting livestock, including horses, is laid out in the Transport of Animals (Cleansing and Disinfection) (No 3) Order 2003 (as amended). Separate provisions apply in Wales, Scotland and Northern Ireland. Although these regulations are aimed primarily at commercial transporters it may apply to private transporters in some circumstances and it is advisable to seek clarification from the Local Authority. Even where not compulsory it is good practice to follow these standards of hygiene. (See paragraph 280 and Annex F)

175 Disinfectants should be used carefully if the maximum benefit is to be obtained. Concentrate solutions should be diluted in accordance with the manufacturer's instructions, and fresh solutions prepared as often as necessary. All disinfectants are inactivated by dirt, particularly organic matter which includes faeces (e.g. in footbaths). For effective disinfection articles must first, where necessary, be thoroughly cleaned before the disinfectant is applied. Where disinfectant solutions are contaminated with dirt and organic matter they will probably be ineffective and should be changed.

176 In the case of a Notifiable disease outbreak there may be additional legal requirements for horse owners or keepers. Further information will be given by Defra or Animal Health.

ISOLATION

177 Isolation facilities should be provided, especially at larger premises, those with a significant turnover of horses or those importing horses from overseas. New horses should be kept under isolation, both from existing residents and other new arrivals

(unless they are to be managed under the same isolation procedures) until their freedom from disease can be established. Where multiple new arrivals are kept together it must be borne in mind that disease can spread between these animals too. Horses under isolation should not share water troughs or feeding buckets with those not under isolation. Separate equipment or utensils, including veterinary supplies, should be used for the care of horses being kept under isolation. As always, a new hypodermic needle should be used for each animal that is injected. Further precautions may be needed if horses are known or believed to have been in contact with specific infectious diseases.

- 178** Isolation facilities should ideally be in a separate building with access independent of the main yard. Separate equipment should be used, and waste disposal carefully controlled to prevent contamination of the main premises. If shared buildings are unavoidable, isolation facilities should ideally have a completely separate airspace to prevent the spread of airborne pathogens, and it should not be possible to move directly from isolated horses to the permanent residents.
- 179** Where available isolation paddocks may be used, but care should be taken that cross boundary contact with other animals is not possible. In other instances animals in isolation may need to be exercised in hand.
- 180** The aim of an isolation period is to allow time for clinical signs of disease to develop or to await the outcome of any appropriate diagnostic tests. This means the resident herd can be better protected against infectious disease. This is particularly important for yards with a regular intake of horses. Isolation periods will vary dependent on the diseases against which prevention is desired. Each isolation programme should be designed under the guidance of a veterinary surgeon to address the diseases of concern. It is advisable to have a precautionary period (4 to 6 weeks is commonly suggested) of isolation for new arrivals even if there is no evidence to suggest disease in these animals. The isolation period may need to be longer in some situations. Veterinary advice should be sought to determine what is most appropriate for the particular situation.
- 181** When necessary and on the advice of a veterinary surgeon, disease diagnostic tests should be carried out whilst animals are in isolation, and the results awaited before any relaxation of isolation rules is permitted.
- 182** If only one person is responsible for animals on the main yard and those in isolation, they should visit those in isolation last whenever possible. Hands, boots and outer clothing should be cleansed and then disinfected when leaving isolation facilities.
- 183** It is not considered good practice to deny horses contact with other animals or the opportunity to graze. Horses in isolation must have their welfare needs considered and met as far as possible within the constraints of the required isolation procedures. Where practical horses could be kept under isolation in small groups or should at least receive regular attention from their human handlers.
- 184** Newly arrived animals should be wormed and vaccinated as soon as possible after they arrive to bring them into line with the general yard requirements.
- 185** Horses from overseas may carry diseases that are not commonly seen in the UK, and may not be immediately recognised. Owners or keepers of these horses should seek veterinary advice at once if any clinical signs occur, as these may be signs of a Notifiable disease. Owners should inform their veterinary surgeon of the origins of the affected animals, and be aware of their legal responsibility to immediately notify their local Animal Health office if a Notifiable disease is suspected. (See: Biosecurity, Notifiable Diseases, Equine Vaccinations in the UK and Importation)

NOTIFIABLE DISEASES

The following diseases are Notifiable as laid down by Defra in the Infectious Diseases of Horses Order 1987 and the Equine Viral Arteritis Order 1995, and other animal disease control legislation e.g. the Anthrax Order 1991. This means that if an owner, vet, laboratory technician, or any other person, suspects one of these diseases in a horse or carcase, they must immediately report it to the local Animal Health office. This is a legal requirement.

Equine notifiable diseases are:-

- ▶ African Horse Sickness

- ▶ Anthrax
- ▶ Contagious Equine Metritis (under some circumstances)
- ▶ Dourine
- ▶ Epizootic Lymphangitis
- ▶ Equine Infectious Anaemia
- ▶ Equine Viral Arteritis*
- ▶ Equine Viral Encephalomyelitis (Japanese Encephalomyelitis, Eastern Equine Encephalomyelitis, Western Equine Encephalomyelitis, Venezuelan Equine Encephalomyelitis)
- ▶ Glanders (including Farcy)
- ▶ Rabies
- ▶ Vesicular Stomatitis Virus
- ▶ West Nile Virus

* Equine Viral Arteritis (EVA) is a Notifiable Disease under the Equine Viral Arteritis Order 1995. The notification requirements are complex but, essentially, it is a legal requirement to notify the local Animal Health office when:

- ▶ it is known or suspected that a stallion has the disease or is a carrier of the virus
- ▶ it is known or suspected that a mare, which has been mated or subjected to artificial insemination in the last 14 days, has become infected with the virus.

See: Horse Disease section of the Defra website <http://www.defra.gov.uk/animalh/diseases/notifiable/horses.htm> and <http://www.defra.gov.uk/animalh/diseases/notifiable/>

186 If it is suspected that any animal may be suffering from a Notifiable disease then there is a legal requirement to notify the local Animal Health office of Defra. The responsibility to notify Animal Health falls to anyone who suspects a Notifiable disease and thus it is the responsibility of both the owner/keeper and the veterinary surgeon to ensure Animal Health are immediately informed. In addition, if a Notifiable disease is suspected by a laboratory (i.e. due to the results of diagnostic tests they have performed), the laboratory has a legal requirement to inform their local Animal Health office.

See:

<http://www.Defra.gov.uk/animalhealth/about-us>

187 Salmonella is a **reportable** disease. This means that if Salmonella is detected in a sample submitted to them, the laboratory must report the result to the Veterinary Laboratories Agency.

188 As patterns of horse movements change, with increasing international travel, and as climate change progresses, equine diseases not previously seen in the UK may occur. Owners should be aware and take note of any information in the equine or national press and act in accordance with information given. If in any doubt about an equine disease, immediate veterinary advice should be obtained.

EQUINE VACCINATIONS (IN THE UNITED KINGDOM)

189 There are currently five diseases of horses for which vaccination is currently available in the UK: Tetanus, Equine influenza (flu), Equine herpesvirus (EHV), Equine viral arteritis (EVA) and Equine rotavirus. Strangles vaccines may also return to the market in the future. A vaccine against West Nile Virus (WNV) has recently been licensed in the UK for use in horses. Further advice on the merits of using the vaccine should be obtained from a veterinary surgeon.

190 **Tetanus**, otherwise known as 'lockjaw', is a fatal disease of horses caused by toxins produced when spores of the bacterium *Clostridium tetani* multiply within wounds. The toxins produce paralysing muscle spasm and cause death by respiratory arrest. Although some cases recover if treated early, this is generally regarded as a fatal disease.

191 All horses are at risk from tetanus and should be vaccinated against it. There are various vaccination regimes, which vary according to the make of vaccine used. They all recommend a primary course of 2 injections 4-5 weeks apart followed by boosters at intervals varying from 1 to 3 years depending on the particular brand of vaccine and the risk circumstances.

192 In situations where there is a risk of a horse developing tetanus, and there is any doubt about the tetanus vaccination history or if there

has been inadequate time for immunity to develop since vaccination, Tetanus Antitoxin (TAT) should be given to provide more immediate protection against the disease. This is not a vaccine but merely an interim measure to boost the short term immunity against the tetanus toxin.

193 Equine influenza virus causes outbreaks of respiratory disease with clinical signs of fever, depression, nasal discharge and severe dry coughing. Additional complicating infections with bacteria may also occur, which may result in severe nasal discharge. It may occasionally be fatal.

194 All horses and donkeys are at risk from Equine influenza. Horses and donkeys can be vaccinated against influenza. Vaccine courses generally consist of a primary course of two vaccinations 4-6 weeks apart followed by a booster 5-7 months after the primary course and every 12 months thereafter. More frequent 6 monthly boosting may be indicated in high-risk populations that move and mix a great deal, such as young racehorses. Combined influenza and tetanus toxoid products and one combined influenza and equine herpesvirus-1 and -4 vaccine are also available. If the majority of the equine population is regularly vaccinated this will prevent the development of severe outbreaks of equine influenza.

195 The British Horseracing Authority, FEI and other sporting organisations have compulsory rules regarding influenza vaccination, in an attempt to prevent the spread of the disease at events. These have, where implemented, proved largely successful in preventing large-scale outbreaks of equine influenza.

196 Equine herpesvirus (EHV) can affect all ages and types of horse. Almost all horses will be exposed to equine herpes virus during their life but not all will develop clinical signs of disease. Equine herpesvirus-1 (EHV-1) is especially important in pregnant mares where it can cause abortion, including abortion 'storms' where large numbers of abortions are seen on one farm. In newborn foals the virus can also cause serious, often fatal, disease. In horses of all ages, EHV-1 may cause respiratory disease and/or neurologic disease. Neurologic disease associated with EHV-1 can result in severe neurological signs that may result in affected horses having to be destroyed on humane

grounds. Infection with equine herpesvirus-4 (EHV-4), a related but different virus, causes respiratory disease but rarely abortion or paralysis.

197 EHV vaccination is an important consideration as a prevention against respiratory disease and abortion, particularly in groups of competition or breeding horses. Veterinary advice should be sought regarding the need for and benefit of vaccination. The vaccination regime (using a combined vaccine against EHV-1 and EHV-4) consists of a primary course of 2 injections, 4-5 weeks apart; thereafter 6 monthly booster vaccinations should be administered. To help prevent abortion mares should be vaccinated in months 5, 7 and 9 of pregnancy. A combined influenza and EHV-1 and EHV-4 vaccine is also available for helping control EHV respiratory disease, but is not licensed for use against viral abortion. There are no equine herpes virus vaccinations currently available which protect against the neurological form of the disease.

198 Equine viral arteritis (EVA) is a Notifiable disease in the UK. Clinical signs include fever, depression, inflammation in and around the eyes ('pink eye'), swelling of the legs, head and genitals, abortion and disease of new-born foals. Under UK law, the disease is notifiable (See: Notifiable Diseases) in shedding stallions and in mares that have been served 14 days prior to suspected presence of the disease. Anyone suspecting the disease must report it to the local Animal Health office. In the event of an EVA outbreak, statutory movement controls would be imposed. Prevention of the disease in the UK is based on the Horserace Betting Levy Board (HBLB) Code of Practice. See: Code of Practice on Equine Viral Arteritis, available on <http://www.hblb.org.uk>

199 The main aim of EVA vaccination is to protect stallions from infection and thus prevent them becoming shedders via their semen, a potential source of infection whilst showing no clinical signs. It is recommended that only breeding stallions and teasers are vaccinated against EVA. Blood tests cannot differentiate between horses that have been infected naturally and those that have been vaccinated. Therefore, it is important that horses are blood-tested to show them to be free from infection with the EVA virus before vaccination, and that documentary proof of this is retained. The vaccination regime consists of a primary course of 2 or 3 injections,

3-4 weeks apart. Breeding stallions should receive the second vaccine at least 3 weeks prior to commencing breeding and subsequent annual boosters also administered at least 3 weeks prior to commencing breeding. Vaccination of breeding mares is not recommended in the UK.

200 **Strangles** is a respiratory infection of horses caused by the bacterium *Streptococcus equi* (*S. equi*). It is a very common and highly contagious disease affecting horses of all ages and types. Signs of disease include fever, depression, loss of appetite, nasal discharge, occasional mild coughing, and swollen lymph nodes around the throat which often develop into abscesses that can discharge highly infectious yellow pus. These can cause difficulties with breathing and swallowing which may be life threatening. Abscesses may also form at other sites around the body including the abdomen, chest and brain. This form of the disease is known as 'bastard strangles' and may be fatal. Not all horses develop abscesses; infection may cause a much milder disease that can go unrecognised. These horses transmit infection and are just as likely to spread infection as those with severe disease.

201 All horses are at risk from Strangles and once inside a herd or group of horses or in a stable yard, the infection can spread quickly through direct contact between horses or via indirect contact by tack and stable equipment, shared drinking bowls and feed buckets, clothing and by contact with other animals (especially pets) and humans. Spread can be reduced by avoiding direct contact between affected and unaffected horses, and by avoiding indirect contact via equipment or persons.

202 Strangles can be difficult to treat and depends on supportive care, good stable management and hygiene as determined by the attending veterinary surgeon. Responsible horse owners should voluntarily quarantine affected animals and suspected carriers until the risk of transmission to other animals has passed. It is recommended that no horse leaves a yard where a Strangles outbreak is occurring, to minimise the risk of disease spread.

203 "Recovered" horses can harbour *S. equi*, the causal organism, within the guttural pouches, and transmit it with no outward clinical signs

resulting in new or recurring outbreaks. These animals are referred to as 'carriers' and are the main way in which the infection is maintained in the horse populations. Carrier animals are difficult, although not impossible to treat. The management measures that should be followed are detailed in the HBLB Guidelines on Strangles. (see <http://www.hblb.org.uk>). A recently developed blood test to aid Strangles detection is available via the Animal Health Trust. See: Annex I

204 Donkeys are known to become infected with Strangles without necessarily showing clinical signs and can act as potential sources of the disease.

205 Strangles vaccination is currently unavailable, but when available may be an additional disease control measure for horses that are considered to be at high risk. These would include horses within an area known to have a lot of Strangles outbreaks, horses that travel extensively or are kept in yards with large numbers of horses moving in and out of the yard such as some livery yards and studs. Veterinary advice should be sought regarding the need for and benefits of vaccination.

206 Equine rotavirus vaccine is used in breeding mares to induce maternal immunity in their foals. Rotavirus can cause severe diarrhoea in foals and can be fatal. It may also cause, less frequently, a respiratory infection in young foals.

See: Codes of Practice on :-
Contagious Equine Metritis (CEM),
Equine Viral Arteritis (EVA),
Equine Herpesvirus-1 (EHV) and
Guidelines on Strangles
All produced by HBLB 2008 Annex E.

The latest editions available on the HBLB website at <http://www.hblb.org.uk>

VETERINARY TREATMENT

207 The Veterinary Surgeons Act 1966 states (Section 19) that "no individual shall practise, or hold himself out as practising or as being prepared to practise, veterinary surgery unless he/she is registered in the Register of the Royal College of Veterinary Surgeons (RCVS) or the Supplementary Veterinary Register".

208 Section 19 of the Veterinary Surgeons Act 1966 makes it unlawful for anyone other than a registered veterinary surgeon to practise veterinary surgery. Veterinary surgery is taken to include the diagnosis and treatment of any animal by medical surgical or other means including the use of prescription only medicines. There are, however, a number of exceptions to this rule. Some of the exceptions are in Schedule 3 to the Act, which lists a number of veterinary procedures, which may be carried out by non-veterinarians.

They include:

- ▶ Any minor medical treatment given to an animal by its owner, by another member of the household of which the owner is a member or by a person in the employment of the owner" (Paragraph 1). (this does not cover casual employment for the sake of carrying out veterinary procedures)
- ▶ Any medical treatment or any minor surgery (not involving entry into a body cavity) given, other than for reward, to an animal used in agriculture, as defined in the Agriculture Act 1947, by the owner of the animal or by a person engaged or employed in caring for animals so used" (Paragraph 2).
- ▶ The rendering in an emergency of first aid for the purpose of saving life or relieving pain or suffering" (Paragraph 3).
- ▶ Any medical treatment or any minor surgery (not involving entry into a body cavity) given or applied to any animal by a veterinary nurse", under veterinary direction and subject to a number of other conditions.

209 Schedule 3 does not allow the castration of a horse, pony, ass or mule by anyone other than a veterinary surgeon. Mutilations, which would include castration, are generally forbidden under section 5 of the Animal Welfare Act 2006 (England and Wales) or section 20 of the Animal Health and Welfare Act 2006 (Scotland). However, castration is a permitted procedure if carried out by a veterinary surgeon but not by any other person. The use of an anaesthetic for castration is a legal requirement.

210 Other exceptions are in exemption orders made by Ministers. In particular, the Veterinary Surgery (Exemptions) Order 1962 permits "any treatment by physiotherapy given to an animal by a person acting under

the direction of a veterinary surgeon who has examined the animal and has prescribed the treatment of the animal by physiotherapy". Chiropractors and osteopaths are generally regarded as providing "physiotherapy" so far as the exemption order is concerned. It also allows for Registered Artificial Inseminators to carry out their procedures under general veterinary direction.

211 The use of many drugs is restricted to those supplied by, or on the prescription of, a veterinary surgeon (classified POM-V) or by a pharmacist or other suitably qualified person (classified POM-PM)

See: Annex I for the Royal College of Veterinary Surgeons

CASTRATION

Under the Veterinary Surgeons Act 1966, as amended, only a veterinary surgeon may castrate a horse. Castration is also only permitted by a veterinary surgeon under section 5 of the Animal Welfare Act 2006 and regulation 3; Schedule 1 of the Mutilations Regulations 2007 (and their Welsh equivalent), or under regulations made by the Scottish Government under section 20 of the Animal Health and Welfare (Scotland) Act and Prohibited Procedures on Protected Animals (Exemptions)(Scotland) Amendment Regulations 2009

212 Horses are usually castrated at 2-3 years old although this may be done at a younger age if circumstances permit. Only stallions intended for breeding should be left entire after this age, as they may become difficult and, in inexperienced hands, dangerous to handle. Uncontrolled breeding by unsuitable stallions may lead to the production of foals with significant health problems as well as leading to the production of many unwanted foals.

213 A horse with an un-descended testicle is referred to as a "rig". Such animals can be difficult, and possibly dangerous, to handle. They require major surgery for castration. Under no circumstances should an animal with only one descended testicle have that one removed whilst the un-descended testicle is allowed to remain. If in doubt about the status

of an animal veterinary advice should be sought.

DOCKING AND NICKING

Section 5 of the Animal Welfare Act 2006 (Section 20 in Scotland) makes it an offence to carry out, or permit to be carried out, a prohibited procedure on an animal. A prohibited procedure is defined as “a procedure which involves the interference with the sensitive tissues or bone structure of the animal otherwise than for the purposes of its medical treatment.”

National authorities may make exceptions to this by making regulations allowing permitted mutilations.

214 This section effectively prohibits the docking of a horse's tail, or the nicking of the associated tendons to affect the tail carriage. The only exception to this would be when the procedure was carried out by a veterinary surgeon in the course of treating a diseased or injured tail. Under these circumstances the veterinary surgeon should be asked for a written certificate as to the need for the procedure.

BREEDING

215 Reproductive management decisions should be based on many factors including size, age, health, conformation, behaviour and temperament, previous performance and genetic potential of both the dam and sire. Overproduction, and the production of poor-quality, low-value foals, is the root cause of many health and welfare problems. Indiscriminate breeding is irresponsible and should be discouraged.

216 Where in-hand breeding or artificial insemination is practised, proper heat checking procedures and restraining devices should be available to facilitate easy and effective heat detection, veterinary inspection and/or insemination.

217 Facilities used for in-hand breeding should ensure the safety of both horses and handlers. This includes secure footing and adequate ceiling height if indoors and a safe environment with secure footing outdoors.

218 Artificial insemination should be performed only by a veterinary surgeon or by a person that has completed a Defra approved training course and gained a 'certificate of exemption' under The Veterinary Surgery (Artificial Insemination of Mares) Order 2004.

219 It is generally recommended that a phantom mare (or 'jump mare') be used as a mount for semen collection. When a live mare must be used as a mount for semen collection she must be protected from injury.

220 Mares to be bred/inseminated should be handled as quietly as possible.

221 In natural breeding the body weight and size of the stallion must be appropriate for the size and physical development of the mare.

222 In very extensive (semi-feral) systems consideration should be given to restricting access to the mares by stallions except in the spring period to prevent very early or late foaling. The ratio of stallions to mares should be appropriately managed with numbers restricted to avoid excessive fighting amongst stallions, which may lead to injury.

223 The welfare of stallions separated from the rest of the herd needs to be considered, which may be a particular problem just before and after the seasonable breeding period. This difficulty needs to be balanced against the welfare problems caused by allowing breeding outside the normal period and by an excess of stallions during the normal breeding period.

224 Stallions should be provided with a nutritionally balanced diet based on body condition, size and activity.

225 Stallions should be exercised and given the opportunity to safely see other horses. They need similar management to other horses as they have similar needs, including environmental and behavioural ones.

See: Vaccination in the UK

PREGNANCY AND FOALING

226 Mares must be provided with a nutritionally balanced diet prior to breeding, throughout

gestation and during lactation. This does not necessarily imply that large amounts of concentrate feed are needed.

- 227** Pregnant mares should be allowed to exercise. The amount of exercise during pregnancy should reflect the mare's activity levels prior to pregnancy and should in no way threaten the health of the mare and/or foetus.
- 228** Mares should be managed so that they are in a suitable body condition at the time of breeding and foaling. A body condition score of 3 is recommended. (See: Annex C).
- 229** Pregnant and lactating **donkey** mares are particularly sensitive to hyperlipidaemia syndrome if the feed intake falls below the energy requirement. Veterinary attention should be sought immediately if the donkey mare appears dull or lacking in appetite.
- 230** Mares should be routinely monitored for health status throughout the gestation period. A health programme should be designed in consultation with a veterinary surgeon, which should include pre-foaling instructions and planning for eventualities such as the foal being orphaned. (See Pregnancy and Foaling, in particular paragraph 238)
- 231** Where a foaling box or paddock is used it should safely confine both mare and foal. It is recommended that the mare be given an opportunity to become familiar with the box, foaling area or paddock several days before foaling is anticipated. Foaling boxes should be of a larger than average size, clean, free of projections and provided with plenty of appropriate bedding.
- 232** Mares foaling on pasture should be provided with a clean, hazard free area. Sheltered foaling areas should be provided when foaling may coincide with adverse weather conditions.
- 233** Foaling attendants should be familiar with all signs of impending parturition (foaling) and the stages of parturition. To reduce stress to the mare only one person should be responsible for observing the mare. Where possible it is advisable to monitor mares by CCTV or webcam to prevent disturbance although this should not be at the expense of proper supervision by visiting at regular intervals.
- 234** Mares generally foal without complications. Before administering assistance to a mare, attendants should be familiar with the signs of normal delivery. Mares having difficulty foaling should be assisted immediately, preferably by a veterinary surgeon. It is advisable to check arrangements for urgent veterinary attendance before the anticipated foaling date.
- 235** After delivery the umbilical cord should be allowed to sever on its own. Valuable blood is transferred to the foal from the placenta in the initial period after birth. It is important that the afterbirth is discharged and then checked for completeness. A mare that has not parted with a complete after-birth within 8 hours should receive veterinary attention.
- 236** The use of navel disinfectants should be on the advice of a veterinary surgeon.
- 237** Newborn foals should ingest adequate amounts of colostrum as soon as possible after birth, preferably by nursing within the first six hours of life.
- 238** Previously frozen colostrum should be available in the event that a foal is unable to ingest the mare's colostrum either because it is unavailable or of poor quality; or where the foal is unable to suckle. Where artificially fed, the newborn foal should consume 500ml of good quality colostrum. This should be given in two feeds (250ml per feed) at hourly intervals soon after birth and before other milk. Inadequate colostrum intake will leave the foal with compromised immunity and vulnerable to potentially life threatening illness. Veterinary advice should be sought where there is doubt about the amount or quality of colostrum ingested.
- 239** Foals should be observed regularly (at least three times daily) during the first month of life to ensure that they are adequately nourished and healthy. If abnormalities are observed a veterinary surgeon should be consulted. However, interference should be kept to a minimum as this can affect bonding with the mare and suckling especially in the first days of life.
- 240** Orphaned foals need specialised care. The best option is to transfer the foal onto a foster mare if possible. If a foster mare is not available the foal may then be reared artificially with the use

of foal milk replacer, but this is a time consuming procedure and can result in behavioural problems later in life. The national foaling bank (www.nationalfoalingbank.com) can often help in finding foster mares for orphan foals, as well as giving other practical advice. (Paragraph 252 is particularly relevant to orphan foals)

- 241** Where possible foals should be raised outdoors. If mares and foals are kept indoors, the opportunity for regular exercise should be provided to encourage normal development. Foals housed indoors should be kept in a warm, dry, well-bedded area.
- 242** By two weeks of age the foal should be provided with commercial foal rations, high quality hay, and clean water. A commercial foal ration may be made available on a free-choice basis by 7-10 days of age to promote normal growth and development. After 60 days, mare's milk is not sufficient to meet the nutrient requirements of the foal.
- 243** Breeders should familiarise themselves with the common foal diseases, such as joint-ill, diarrhoea and respiratory problems so they can be recognised at an early stage and suitable action taken.
- 244** Foals often show diarrhoea when the mare comes in season approximately one week after (known as foal heat) and one month after foaling. If this does not correct itself within 48 hours veterinary advice should be sought.
- 245** Foals may be weaned from 4-6 months of age, depending on the health status of both the mare and the foal. Weaning is stressful for mare and foal and strategies should be employed to minimise this stress, mainly by allowing mares and foals the company of others before weaning. Young horses should not be weaned by being isolated in looseboxes or barns. They should be weaned in secure paddocks, with an adequate diet and with access to other familiar horses.
- 246** Foals should not be weaned at less than 4 months (16 weeks) of age unless under veterinary advice that there is a health reason to make early weaning essential. Foals aged 4 months and under may only be transported over 8 hours and may only be exposed for sale

if they are at the foot of their dam throughout transport or sale.

- 247** Breeding and rearing is a specialist form of horse care and those wishing to breed their horses should refer to good sources of information, and only breed foals after considering the foal's future health and welfare prospects.

CASUALTIES

The Animal Welfare Acts and The Welfare of Animals (Slaughter or Killing) Regulations 1995 as amended (and equivalent legislation under the Devolved Authorities) (WASK) make provision for dealing with the welfare needs of horses in an emergency situation. The aim may be to alleviate suffering by taking them into possession; or to ensure that they are humanely destroyed.

Section 18 of the Animal Welfare Act 2006 and Section 32 of the Animal Health and Welfare (Scotland) Act 2006 allows an Inspector (under the Act) or a constable to take action (other than destruction) which appears to be reasonably necessary, or arrange for such action to be taken, to prevent an animal suffering.

The Inspector or constable can arrange for the destruction of a horse where a veterinary surgeon certifies that it is in the animal's own interest for destruction to take place. However, when the need for action is such that it is not practical to await veterinary certification, the Inspector or constable can arrange immediate destruction. The destruction would need to be done in an appropriate and humane manner.

In an emergency, where a horse might suffer if appropriate action was not taken quickly, WASK also allows for a competent person to destroy the horse provided it is carried out humanely and without causing any avoidable excitement, pain or suffering. This includes the use of lethal injection in addition to other permitted methods.

- 248** Casualties that require emergency euthanasia (or "destruction on humane grounds") are usually either horses which have suffered a severe orthopaedic injury (such as an accident

at a sporting event or a road traffic accident), or have succumbed to an acute medical problem (such as colic or grass sickness). The event could not have been foreseen, and no reasonable alternative to euthanasia is available.

- 249** An unfit or severely injured horse may be transported only if it is being taken for veterinary treatment/diagnosis and then only provided it is transported for the minimum necessary distance, and under veterinary supervision so as to minimise possible suffering.

EU Council Regulation 1/2005 (implemented by the Welfare of Animals (Transport) Order 2006 and the Welfare of Animals (Transport) (Scotland) Regulations 2006 makes it an offence to transport an animal which is unfit. However Article 1.5 of EU regulation 1/2005 states “This regulation does not apply — to the transport of animals directly to or from veterinary practices or clinics, under the advice of a veterinarian.”

The EU has agreed a new EU regulation covering the welfare of animals at the time of killing. This is primarily intended for those involved with commercial slaughter, but will also impact on the killing or emergency slaughter of all animals bred or kept for the production of food, skin, or other products and for disease control purposes. The proposed regulation was agreed by the Council in June 2009 and should be published by early 2010. The regulation will come into effect on 1 January 2013. Up to date details can be obtained from the EU website.

ec.europa.eu/food/animal/welfare/slaughter/index_en.htm

HUMANE DESTRUCTION

- 250** There are many reasons why a horse may be humanely destroyed.

In some instances a horse may suffer an accident or the acute onset of serious illness that requires urgent humane destruction in order to alleviate immediate suffering (also termed “destruction on humane grounds”).

However, in many cases where humane destruction is being considered there is time to take advice and give thought as to the best way to proceed.

- 251** Humane destruction may be carried out:

- ▶ on welfare grounds, either in emergency situations or where a judgment has been made that the horse is no longer able to enjoy a good quality of life.
- ▶ where practical or financial limitations make it unfeasible for an owner to provide treatment and / or the care needed to preserve a horse's quality of life.
- ▶ where a horse is no longer wanted or able to fulfil the purpose for which it is kept.
- ▶ for a combination of reasons which mean that an owner is no longer able or willing to look after their horse and only humane destruction can ensure that their horse will not suffer in the future.
- ▶ for economic reasons where a horse is kept as a working animal or for the purpose of entering the food chain.

- 252** When making a judgement on whether humane destruction may be the most appropriate option for a horse, its overall quality of life needs to be considered as well as specific conditions affecting its health and wellbeing. A veterinary surgeon can assist with the assessment of quality of life and advise on the time to carry out humane destruction and the most appropriate method to use.

- 253** An owner has several choices to consider in deciding when, where and how their horse is humanely destroyed. They may choose to have the animal destroyed at home, or taken to a slaughterhouse if it is fit for transport and meets the requirements for human consumption as confirmed by the horse's passport. They may also choose between a veterinary surgeon, knacker or licensed slaughterman to carry out the destruction.

- 254** Legislation is in place to protect the welfare of horses at the time of their slaughter or killing.

The Welfare of Animals (Slaughter or Killing) Regulations 1995 as amended (and equivalent legislation under the Devolved Authorities) [WASK] applies in circumstances where:

- ▶ **A horse is humanely destroyed by a licensed slaughterman or knacker (or hunt kennelman) who is providing a commercial service**

- ▶ During instances where horses are destroyed for disease control purposes.
- ▶ Where horses are bred or kept for the purposes of producing meat.

The Animal Welfare Act 2006 and the Animal Health and Welfare Act Scotland 2006 will apply where horses are humanely destroyed in other circumstances.

WASK lays down the methods and procedures that must be followed during slaughter or killing and these are aimed at ensuring the horse is humanely handled (including adequate restraint) and destroyed without causing the horse avoidable excitement, pain or suffering throughout the time that it is handled until the horse has died.

Under WASK the term slaughter refers to animals that are bled to death and strict requirements to render the animal unconscious prior to bleeding are required; whereas killing of a horse refers to death caused by any means other than slaughter.

Both the Animal Welfare Act 2006 and the Animal Health and Welfare (Scotland) Act 2006 specifically state that key sections (Sections 4 and 9; or 19 and 24) do not apply “to the destruction of an animal in an appropriate and humane manner”, meaning that it is not a welfare offence in itself to kill a horse.

255 Horses can be destroyed by any humane method.

Horses are generally destroyed either by lethal injection or by shooting; They may also be destroyed by stunning (which must be followed by pithing or bleeding) but this method is not in common use. In those circumstances where WASK applies the use of lethal injection is only permitted where the horse has to be killed immediately for emergency reasons relating to the welfare of that animal or for the purpose of disease control. However, in cases where the Animal Welfare Act applies (e.g. at sporting events and where an owner instructs a veterinary surgeon to humanely destroy their horse) lethal injection is a permitted method. A lethal injection may be carried out only by a veterinary surgeon, inducing a quick and painless death.

Three alternative methods to lethal injection are;

- ▶ shooting with a free bullet, (e.g. rifle)
- ▶ shooting with a humane killer (a specific type of free bullet firearm) or
- ▶ stunning with a captive bolt pistol (humane stunner) followed by pithing or bleeding.

Under WASK, any person may destroy a horse by the use of a firearm provided it is done humanely and without causing any avoidable excitement, pain or suffering. Those using a firearm must hold a firearms certificate. The use of a captive bolt requires a slaughter licence under the Welfare of Animals (Slaughter or Killing) Regulations 1995. Veterinary surgeons are exempt from the requirement for a slaughter licence.

See: Annex I for contact details of NEWC members and other organisations offering further advice. The following two leaflets refer specifically to the subject of humane destruction:

Humane Slaughter Association. “Making the right Decision” (2009)

The Horse Trust. “Humane Destruction and Euthanasia”

FALLEN STOCK

256 All horses when they die must be disposed of without delay in accordance with the Animal By-Products Regulations 2005 in England (similar legislation applies in the rest of the UK), which implement EU Regulation 1774/2002. This means that the carcass must be moved to a premises approved under the regulations for proper disposal of animal carcasses (e.g. hunt kennels, knacker yard, rendering plant or incinerator operator). However, there is a derogation for disposal of pets which may be applied to pet horses in the UK (see below). It should be noted that these regulations are currently (2009) under review and there will be further consultation about the rules on disposal of horse carcasses.

257 If owners wish to transport their own dead stock to the approved premises they should seek advice from their local Animal Health Divisional Office about the transport and documentation requirements and ensure first that the premises is willing to accept carcasses delivered privately.

- 258** When a horse has been destroyed by lethal injection it should ideally be incinerated. Whichever route of disposal is used, the collector must be told that the horse has been destroyed by lethal injection, as any animals fed from the carcass could be severely affected by the drug residues, possibly with fatal results.
- 259** Under the Passport regulations a horse's passport must either be handed to the meat hygiene service at the time of slaughter for human consumption, or returned to the Passport Issuing Organisation which issued the passport with a note explaining that the animal has now died.
- 260** The animal by-products regulations provide a derogation which permit pet animals to be buried when they die rather than disposed of by the routes specified for other animal carcasses. The definition of a pet animal given within the regulations is: any animal belonging to species normally nourished and kept, but not consumed, by humans for purposes other than farming. Whilst it can be argued that humans within the UK do not consume horses, equine carcasses are exported from the UK for human consumption. Although, under a strict interpretation the EU regulation would, therefore, ban the burial of 'pet' horses, some local authorities, who enforce the legislation, have taken a pragmatic approach and dealt with such cases flexibly. However, this may change in the near future and it is advisable to contact your Local Authority before making a decision about disposal of a horse which you consider to be a pet. It is generally considered that burial would only be allowed, if at all, on the owner's own land. Burial is at the discretion of the Local Authority, and if allowed would need to be at least 50 metres away from any watercourse, and comply with any other requirements of the local authority.

See: Contact details of all Local Authorities can be found at <http://www.direct.gov.uk>

- 261** The National Fallen Stock Scheme (see Annex I) is a voluntary scheme open to all farmers, horse owners, businesses and establishments and will assist horse owners in making arrangements for the disposal of the bodies of their animals at the end of their lives. It must be remembered that any disposal will be at the owner's expense.

MECHANICAL EQUIPMENT

Section 4 of the Animal Welfare Act 2006 (Section 19 in Scotland) states that a person commits an offence if –

- (a) an act of his, or failure to act, causes an animal to suffer**
- (b) he knew, or ought reasonably to have known that the act, or failure to act, would have that effect or be likely to do so.**

Section 9 (2)(e) also requires an animal to be protected from pain, suffering, injury and disease. In Scotland Section 24 (3)(e) requires an animal to be protected from suffering, injury and disease.

- 262** Mechanical equipment which horses may come into contact with includes horse walkers, treadmills and starting gates. Such equipment should be regularly maintained in accordance with the manufacturer's instructions and must be checked for safety and efficient operation prior to use. As far as possible equipment must be designed on a "fail-safe" basis.
- 263** The unexpected mechanical failure of such equipment could be a cause of suffering to a horse. Horses using such equipment must be supervised at all times by a responsible, trained person, who should have access to an emergency stop switch or similar safety device. Provision for summoning help in case of emergency should also be made.

CLIPPING

- 264** Horses are usually clipped when they are performing strenuous exercise during the winter months, to prevent excessive sweating and keep the skin healthy.
- 265** Those undertaking the clipping of horses should be experienced, competent and have received training in clipping techniques. A suitably competent person should supervise inexperienced operators. When clipping care should be taken not to cut the skin of the horse or cause a burn through blunted blades becoming hot. Where a wound does occur immediate treatment should be given.
- 266** Clipping should always be carried out in a safe environment where the horse can, if necessary, be suitably restrained whilst allowing freedom

of movement to the operator. Horses should be allowed time to become accustomed to the noise.

267 Clipping operators should clean and disinfect their equipment between horses to minimise the risk of spreading disease. The clipping equipment should be well maintained and lubricated. A Residual Current Device (RCD) circuit breaker should be used in the power supply to prevent danger to horse or human in the event of an equipment malfunction.

268 Horses that are clipped need to have adequate protection from cold, wet weather either by housing and/or the use of appropriate field and stable rugs.

TRANSPORTATION, EXPORT AND IMPORTATION

Transportation
Vehicles, Trailers and Equipment
Loading Density and Headroom
Space Requirements
Segregation
Loading and Unloading
Holding Facilities
Feed, Water and Rest
Export
Importation

TRANSPORTATION

It is an offence under the **Welfare of Animals (Transport)(England) Order 2006** (and equivalent Statutory Instruments in Scotland, Wales and Northern Ireland) to transport any animal in a way which causes, or is likely to cause, injury or unnecessary suffering. EU Council Regulation (EC) 1/2005 which is implemented by the Order sets out general and specific requirements for the safe transport of animals, including fitness to travel, conditions of transport, maximum journey times; rest, feed and water intervals, duties of transporters and documentation to accompany journeys. These

requirements may differ according to the status (basic or higher specification) of the vehicles used to transport the animals. It also provides for the authorisation of transporters, vehicles and competency testing of personnel.

Exemptions apply if the transport is not of a commercial nature, if the animal is an individual animal accompanied by a person having responsibility for the animal during transport (NB this applies in the UK but exporters should check with the authorities in the countries they will pass through that those countries apply the same rule), or if the animal is a pet animal accompanied by its owner on a private journey. Registered horses, as defined in EU health legislation, are exempt from provisions relating to maximum journey times, resting times, feeding and watering intervals and the provision of journey logs. Note that possession of a horse passport does not mean that the animal is registered. Registered horses are defined in EU legislation as equidae which are entered or registered and eligible for entry in a studbook and identified by an identification document and are being transported for competition, racing or breeding.

269 Those involved in the preparation of horses for transport and in the transporting of horses should be knowledgeable about horse care and behaviour, adhere to the principles of animal welfare, comply with the relevant regulations and be competent in the transport of horses.

270 Anyone involved in the commercial transport of horses must be authorised by the Animal Health Agency and comply fully with the Regulation, which is complex. Under the Regulation competency certificates for the driver and handler are required, vehicles must be approved in certain circumstances (especially for longer journeys), and most export journeys of unregistered horses of an economic nature must be pre-authorised. All those involved in horse transport, other than of their own horses on short journeys, should make sure they are aware of the requirements of the Welfare of

Animals (Transport)(England) Order 2006 and EU Council Regulation 1/2005.

See: DEFRA website, or contact your local Animal Health office

www.defra.gov.uk/animalhealth/about-us/contact-us/search/

- 271** The handler must have easy access to each individual horse.
- 272** The driver and where applicable attendant, is responsible for the continued care, health and welfare of the horses during transport. A driver must hold the driving licence appropriate to the vehicle to be driven.
- 273** Drivers should start, drive and stop their vehicles as smoothly as possible. They should practice defensive driving to avoid sudden stops. Drivers should negotiate turns in the smoothest possible manner and drive at a speed appropriate to the load they are carrying, road conditions and legal speed limit.
- 274** The transportation of horses from point of origin to a final destination must be completed safely and with the minimum of delay.
- 275** It is an offence to transport an animal which is unfit for the journey, due to lameness, illness, injury or debility. This does not apply to an animal being moved under veterinary supervision, for the purposes of diagnosis and treatment, provided the journey is as short as reasonably possible and precautions are taken to minimise suffering.
- 276** Each load must be checked before departure and periodically during transportation. During roadside inspection, the driver should check all animals for signs of discomfort. When a situation arises that means the welfare of the horses is likely to be compromised due to further transport, then arrangements must be changed to allow a break in the journey as soon as possible.
- 277** Transportation is recognised as a potential stress to horses. Horses stressed by transport should be closely observed for several days for signs of ill health.
- 278** Donkeys will suffer the same stress as horses but may not exhibit obvious signs. Attention should be paid to subtle changes in demeanour

and appetite, preferably by a handler with whom the individual animals are familiar.

VEHICLES, TRAILERS AND EQUIPMENT

279 Vehicles used to transport horses must provide for the safety of horses and personnel during transport. Vehicle approval certificates, where required, should be carried on the vehicle.

Vehicles must:

- ▶ permit easy loading and unloading; ramps must not be steeper than an angle of 20 degrees, they must have a non-slip surface, foot battens or similar if steeper than 10 degrees, and must be provided with side gates.
- ▶ be properly constructed and maintained, with proper cover to protect against extreme weather conditions;
- ▶ be free from insecure fittings or the presence of bolt heads, angles or other projections that could cause injury;
- ▶ be properly ventilated;
- ▶ be free from engine exhaust fumes entering the trailer or container.
- ▶ have floors with non-slip surfaces.

280 Vehicles must be regularly cleansed and where necessary disinfected "in accordance with The Transport of Animals (Cleansing and Disinfection) (England) (No 3) Order 2003 (SI 2003/1724) and similar provisions for Scotland, Wales and Northern Ireland" before use to prevent the spread of disease. Although this is aimed primarily at commercial transporters, it permits the regular evaluation of floor integrity and it is good practice always to follow these standards of hygiene and biosecurity. The Regulation requires that the vehicle is maintained so as to avoid injury and to ensure the safety of the animals. Drivers and attendants should check their vehicle at regular intervals during any journey

See: Annex F The Transport of Animals (Cleansing and Disinfection) (England) (No 3) Order 2003 (as amended).

281 Horses transported in excess of 8 hours should be provided with appropriate bedding or equivalent material which guarantees their comfort appropriate to the species, the number of animals being transported, the journey time and the weather. This material has to ensure adequate absorption of urine or faeces. The

vehicle should also be constructed to minimise leakage of urine and faeces. Dust-free bedding should be used for animals showing signs of Chronic Obstructive Pulmonary Disease (COPD, also called Recurrent Airway Obstruction) or other respiratory problems; veterinary advice may be required. Bedding should be used to enhance and ensure the security of footing during transportation.

- 282** Vehicle doors and partitions should be wide enough to permit horses to pass through easily and without risk of injury. Partitions must be strong enough to withstand the weight of animals. Fittings must be designed for quick and easy operation. They should be large enough and constructed so as to prevent injury from the partition itself (free of protrusions and made of material that will not cause harm or injury to the horse) or from another horse.
- 283** Vehicles used to pull trailers or to carry horses should be appropriate for the safe movement of the load. Vehicles used to pull trailers should have sufficient power to smoothly accelerate the unit and sufficient braking ability to stop safely.

LOADING DENSITY AND HEADROOM

- 284** For all long journeys horses must be transported in individual stalls except for mares travelling with their foals. Unbroken horses must not be transported on long journeys (i.e. more than eight hours) and for short journeys must not be transported in groups of more than four individuals. **Unbroken horses** are defined as horses that cannot be tied or led by halter without causing avoidable excitement, pain or suffering. It is advisable that horses being transported in groups are unshod.
- 285** When transporting horses in groups the vehicle should be sectioned in a way to provide adequate space allowance, so that each individual horse can brace and orientate itself when the vehicle is moving. The area provided within the vehicle should be of a suitable size and construction to accommodate the type, number and size of animals transported.
- 286** Horses must be transported in individual stalls when the vehicle is loaded onto a roll-on/roll-off ferry, except for mares travelling with their

foals. Unbroken horses may not be transported on roll-on/roll-off ferries.

- 287** Each animal must be able to assume a natural stance standing with four feet on the floor and have a full range of head and neck motion without touching the roof of the vehicle or container and have enough room to adopt a braced position with their legs spread apart to allow them to balance. Horses must have at least 75cm of free space above the withers of the tallest horse being transported. Horses should not be tied so tightly that they cannot move their heads and necks sufficiently to balance and allow clearance of accumulated debris in their respiratory passages. When horses are tied it must be in a manner that allows them to lie down and to eat and drink if necessary. Ropes and tethers must be designed in such a way as to eliminate any danger of strangulation or injury and so as to allow animals to be quickly released in an emergency. The ropes, tethers or other means used should be strong enough not to break in normal transport conditions. All horses over the age of eight months, with the exception of unbroken horses, must wear a halter during transport. When transporting a horse untied it should have sufficient space to orientate without causing injury to itself or becoming trapped. If the horse is tied it should have sufficient room to move its head up and down to allow the animal to keep its airways clear.

SPACE REQUIREMENTS

- 288** The EU defined minimum space allowances for horses being transported by road or rail under EU Council Regulation (EC) 1/2005 are:
- ▶ Adult horses 1.75m² (0.7 × 2.5m)
 - ▶ Young horses (6-24 months) 1.2m² (0.6 × 2m) (for journeys of up to 48 hours)
 - ▶ Young horses (6-24 months) 2.4m² (1.2 × 2m) (for journeys over 48 hours)
 - ▶ Ponies (under 144 cm) 1 m² (0.6 × 1.8m)
 - ▶ Foals (0-6 months) 1.4m² (1 × 1.4m)
- 289** During long journeys, foals and young horses must be able to lie down. According to the Regulation the figures above may vary by a maximum of 10% for adult horses and by a maximum of 20% for young horses and foals

depending not only on the horses' weight and size, but also on their physical condition, meteorological conditions and the likely journey time. The defined space allowance under the Regulation is a minimum and the majority of horses will require more space in order to safeguard their welfare and avoid causing unnecessary suffering. Horses should be given sufficient space to assume a braced position in order to maintain their balance. The partitions should be spaced so as to allow air to circulate around the horse to prevent it overheating.

SEGREGATION

- 290** Different species and animals of significantly different ages or sizes must be handled and transported separately from each other.
- 291** Suckling foals may be transported in the same compartment as their dam but must be separated from other animals by partitions.
- 292** Mature stallions, aggressive horses and animals hostile to each other must be partitioned, handled and transported separately from other horses.
- 293** Where horses are transported in groups of up to 4 animals for short journeys, they should be allowed to become accustomed to each other prior to transportation. Horses, unless in separate stalls, should have unshod feet. Animals that are hostile to one another may not be transported in the same group.

LOADING AND UNLOADING

- 294** Horses should not be rushed during loading and unloading. In a new situation or location, all normal, healthy horses are alert and inquisitive. Consequently, abrupt movements by handlers and changes or disturbance in the surroundings, such as noises, breezes, sudden movement of objects and/or flashes of light should be avoided.
- 295** Horses should be handled quietly, with care and patience, to avoid injury, pain or distress. Handling devices should be used correctly and humanely. It is prohibited to strike or kick horses; apply pressure to any particularly sensitive part of the body in such a way as to cause them unnecessary pain or suffering; suspend the horse by mechanical means; lift or

drag the animals by head, ears, legs, or tail, or handle them in such a way as to cause them unnecessary pain or suffering; use prods or other implements with pointed ends. The use of electric prods upon horses is not permitted.

HOLDING FACILITIES

- 296** Places of departure where horses are brought together for transport (including markets and assembly centres) and resting places during journeys (e.g. EU approved Control Posts) must have facilities for the safe loading, unloading and holding of horses and provision of feed, and water.
- 297** In all places where horses are housed and handled, the walls and doors should be free of projections and the floors must be non-slip. Horses must have protection from inclement weather. Such places must be designed to facilitate cleansing and disinfection.
- 298** Adequate lighting must be provided during loading, unloading and during transport to allow the animals to be easily inspected.

FEED, WATER AND REST

- 299** During transport all horses must be watered and if necessary fed at least once every 8 hours (in accordance with the Regulation) and preferably more regularly, this will be of particular importance in warmer conditions. Young animals may require feeding more frequently.
- 300** Unregistered horses, including foals, may not travel more than 8 hours in a basic specification vehicle; after which they must be unloaded, rested and given water and food. A new journey may not start for 48 hours. In approved, higher specification vehicles, adult unregistered horses may travel up to 24 hours (subject to the provision of water and if necessary food every 8 hours as required by the Regulation), before a compulsory 24 hour rest is required off the vehicle which must take place at an approved EU control post.
- 301** Unweaned unregistered foals over four months old, which are still on a milk diet, must after nine hours of travel be given a rest period of at least 1 hour sufficient for them to be given liquid and if necessary fed (allowed to suckle).

They may then travel another 9 hours, after which 24 hours rest at a control post is required off the vehicle before continuing the journey. Foals transported for over eight hours must travel in a higher specification vehicle.

- 302** In addition to meeting all the transport requirements consideration should be given to when the animal was last fed and watered (prior to loading) and when it will be next fed and watered. Animals at markets may go for many hours without adequate provision of food and water, and this should be taken into account in journey planning, preferably by ensuring that they are fed and watered before loading.
- 303** Any person transporting unregistered horses long-distances (i.e. export journeys of more than 8 hours) must complete a journey log. They should take into consideration the availability and location of facilities (control posts) where horses may be unloaded, fed, watered, and cared for in a humane manner. Such facilities should be approved by the relevant authority (Animal Health Agency in Great Britain). Journey logs must be submitted to the local Animal Health office before the start of such journeys.
- 304** Prior to reloading a vehicle the interior of the vehicle must be inspected, bedding added and other corrective measures taken to assure continued safe transportation.
- 305** On commercial journeys vehicles must be cleaned and disinfected between consignments. See The Transport of Animals (Cleansing and Disinfection) (England) (No 3) Order 2003 (SI 2003/1724).
- 306** The Regulation states that pregnant mares may not be transported if beyond 90% of the gestation period. However there will be occasions where these animals should be transported for short distances to improve their welfare at birthing; or shortly after giving birth. Foals may not be transported until the navel is completely healed.
- 307** Registered horses are exempt from the requirements in paragraph 306 provided the journey is to improve welfare conditions at birth or for newly born foals with their registered mares, provided in both cases the animals are

accompanied by a dedicated attendant throughout the journey.

See: Guidance Notes on implementation of Regulation 1/2005 and the Welfare of Animals (Transport)(England) Order 2006 (Defra)

Welfare of Animals During Transport – Advice for transporters of horses, ponies and other domestic equines (Defra)

AATA Manual for the Transportation of Live Animals by Road (AATA 2000) Annex E

EXPORT

- 308** The export of horses and ponies from Great Britain is governed by the provisions of the Animal Health Act 1981, EU legislation, and other, secondary, legislation. An application must be made for a Horse or Pony Export Welfare Licence and a licence must be obtained from GB Agriculture departments before travel takes place. This requires the veterinary inspection or examination and resting of certain horses and ponies prior to export unless Agriculture Ministers have granted an exemption.

Ponies and Working Horses must be certified as fit for their intended journey. This is normally done as part of inspection for the issue of animal health certificates, but where these certificates are not required (see next paragraph)an inspection under the horse and pony licensing rules must be carried out and a certificate of fitness to travel obtained before starting the export journey (see Annex A).

Thoroughbreds certified by the British Horseracing Authority are exempt from licensing altogether as are horses (but not ponies), travelling to Ireland.

- 309** There is a Tripartite Agreement in place between the UK, Ireland and France to allow the movement of all equidae between the three countries without the need for an animal health certificate, so long as the animal is accompanied by its passport. This Agreement does not cover the movement of horses for slaughter, which must have an animal health certificate and must comply with the Minimum Values legislation covering the export of low value ponies and working horses. Such

movements, except for the movement of registered horses, must still be accompanied by a journey log required under the welfare in transport legislation.

- 310** Live ponies may be exported only for breeding, riding or exhibition and only if their value is certified as being above a specified minimum value. In most cases a Minimum Value Certificate or other proof of value must be submitted in support of the export licence application.

Currently these values are :-

£300 - Ponies over 122 cm (12 hands) and up to 147 cm (14.2 hands);

£220 - Ponies up to 122 cm (12 hands) (other than ponies of the Shetland breed up to 107 cm (10.2 hands));

£145 - Ponies of the Shetland breed up to 107 cm (10.2 hands).

Minimum Value Certificates can be obtained from GB Agriculture Departments by a registered valuer or breed society judge of a recognised breed society. The certificates will only be made available to registered valuers or breed society judges.

Ponies registered with the Federation Equestre International (FEI) or Show Jumping Association of Ireland (SAI) are exempted from the requirement to obtain a Minimum Value Certificate, provided that a declaration from one or other of those federations accompanies the export licence application to Defra.

Similar provisions relate to the export from Great Britain of heavy draft horses, vanners, mules, jennets and asses where specified minimum values must be met, provided these are working animals under 8 years old and are not being exported for other purposes such as exhibition, breeding, showing, competition, riding etc.

Horses (other than those classed as working horses) do not need a Minimum Value Certificate.

Registered horses are defined in EU legislation as equidae which are entered or registered and eligible for entry in a studbook and identified by

an identification document and are being transported for competition, racing or breeding.

See: Export of Horses and Ponies from Great Britain Welfare Arrangements - Guidance Notes for Exporters (Defra, SEERAD, NAWAD 2000) Annex A.

IMPORTATION

- 311** Imports of horses from other EU Member States are permitted, provided that they comply with EU legislation. Each consignment must:

- ▶ Be accompanied by a health certificate signed by an official veterinarian from the country of origin;
- ▶ Be inspected by an official veterinarian during the 24 hours preceding loading of the horse(s) and that they must show no clinical signs of disease;
- ▶ Not come from a holding that is subject to a prohibition on animal health grounds;
- ▶ Be blood tested prior to leaving the country of origin (testing requirements will vary, depending on the species and the disease status of the country of origin); and
- ▶ Not have been in contact with horses of a lesser health status.

- 312** Imports of horses from third countries are subject to the same conditions as those horses imported from other EU Member States and each consignment must come from an approved country able to export to the EU.

- 313** Horses from third countries must enter the EU through a Border Inspection Post, where checks are carried out to ensure the consignment meets EU requirements

See: <http://www.defra.gov.uk/animalh/int-trde/imports/iins/horses/index.htm>

IDENTIFICATION & PASSPORTS

IDENTIFICATION

- 314** Under new EU Regulations from 1st July 2009 all animals requiring a passport will need to be microchipped. The microchip will aid accurate

identification by providing a permanent link between the horse and its passport- this could also assist the recovery of stolen horses and identification of welfare cases. There is no requirement for retrospective micro-chipping of horses which already hold a passport although owners may wish to microchip their horses for security purposes. A derogation has been granted which means semi feral ponies kept within defined areas (currently Exmoor Dartmoor and New Forest) do not need to be identified until they leave these areas. Special arrangements have also been agreed which allow the ponies to move from these areas directly to a slaughter house or first holding without needing to be micro-chipped.

- 315** Microchips are small transponders, implanted into the nuchal ligament of the neck on the left-hand side, which can be read using a scanning device. The Horse Passport Regulations (2009) requires the microchip to be implanted by a veterinary surgeon.
- 316** Until 1st July 2009 the most widely used identification system was a physical description using breed, size, colour markings and the position of hair whorls and scars. The passport included a form and silhouette which needed to be completed to record these details. From July 1st 2009 it is no longer a statutory requirement to complete a silhouette if the animal has a microchip, although descriptions may be used for the benefit of those in the horse industry at the discretion of the Passport Issuing Organisation.
- 317** Other identification systems include lip tattooing, hot branding, and freeze marking or more temporary methods such as hoof branding and tail clipping.
- 318** Freeze marking produces a permanent mark on the skin, the hair re-growing in a lighter colour or leaving a bald area in the case of grey horses.
- 319** Hot branding produces a permanent mark where the hair re-grows in a different pattern than on the surrounding skin. Hot branding is permitted under the Mutilations Regulations in England and Wales and is used in certain Warmblood breeds and some native ponies but as it is a painful procedure it is opposed by many in the industry. Hot branding is only permitted in Scotland if an authorisation has

been obtained from the Scottish Ministers.

- 320** Hoof branding produces a mark on the hoof but this disappears in 6-9 months as the hoof grows, and could be removed at any time by rasping.

See: Guide to the Horse Passport Regulations 2009 <http://www.defra.gov.uk>

PASSPORTS

- 321** Commission Regulations 504/2008, The Horse Passports Regulations 2009 and Horse Identification (Scotland) Regulations 2009 require all owners to obtain a passport for each horse they own. This includes ponies, donkeys and other equidae and also zebra and other exotic equidae not previously covered. Horses require a passport by the 31st December in the year of birth or by 6 months of age, whichever is later.
- 322** Foals born on or after 1 July 2009, must have an electronic microchip implanted by a qualified veterinary surgeon when being first identified. In addition, all horses that have not yet been correctly issued with a passport by that date will also require a microchip when being first identified. In order to protect the human food chain, horses that are not identified within the time period outlined in the paragraph above, will be declared, by the Passport Issuing Organisation, as not for human consumption on Part II of Section IX of the passport. Subject to individual Passport Issuing Organisations' rules this method of identification replaces the need for a completed silhouette (horse diagram). The implanted microchip contains a unique coded number. Both passport and microchip details will be recorded on the issuer's database and, centrally, on the National Equine Database.
- 323** As from 1st July 2009, a horse may not be moved without being accompanied by its passport. There are exceptions to this rule e.g. when the horse is stabled, or on pasture (in which case the passport will need to be produced without delay); or if the horse is being moved temporarily on foot (where the passport will need to be produced within 3 hours). Enforcement officers are expected to be flexible and pragmatic in enforcing this particular aspect of the regulations. Keepers with primary responsibility for the care of the

horse (e.g. keepers of horses on loan, full livery yards, transporters and race horse trainers) would be expected to hold the passport whilst the horse is in their care.

- 324** Under new regulations (2009) it will be an offence for a keeper with 'primary care responsibilities' e.g. full livery yards, persons caring for horses under loan agreements, breeders, trainers and transporters, to keep a horse that has not been issued with a passport. Keepers will need to satisfy themselves that a horse has been correctly identified before accepting the animal into their care and ensure that the passport can be made available without delay.
- 325** After purchasing a horse, the buyer must send its passport to the Passport Issuing Organisation which originally supplied the passport. This must be done within 30 days of the purchase and be accompanied by the details of the new owner. The PIO must complete the updated details of ownership and re-issue the passport to the horse's new owner. If such amendment is likely to take more than a few days the PIO will issue a temporary document, which will allow the movement of the animal within the UK, which is valid for a period of up to 45 days.
- 326** A valid horse passport must accompany all horses leaving the UK.
- 327** In the case of a horse imported into the UK without a valid EU passport the owner must apply for a passport within 30 days.
- 328** Passports may only be issued by organisations authorised as a Passport Issuing Organisation (PIO) by Defra, the Welsh Assembly Government, the Northern Ireland Assembly or the Scottish Government. A list of PIOs can be found at <http://www.defra.gov.uk/animalh/id-move/horses/horsepassport.htm> No horse may have more than one passport, although over-stamping the passport may indicate registration with additional organisations and societies. It is an offence to knowingly obtain a second passport for any horse.
- 329** The National Equine Database (NED) contains details of passports issued in the UK, as well as information on the breeding and sporting records of some horses. It may also be used by enforcement officers to identify abandoned animals or those with welfare problems. It can be accessed at www.nedonline.co.uk.
- 330** If the horse is ultimately intended for human consumption Section IX of any passport issued before July 2009 must be unsigned or Part III endorsed and signed accordingly. Part III must be signed before the horse is presented for slaughter for human consumption. For passports issued after July 2009 all horses are considered to be eligible for the food chain unless the declaration at Section IX Part II stating that the horse is not intended for human consumption is signed. There are restrictions on the types of medicines that can be used to treat horses intended for human consumption. Certain medicines must never be used in food producing horses.
- 331** A written record of the details of all veterinary medicines used must be kept by the owner or keeper of a horse intended for human consumption. The record may be kept in the passport or elsewhere as desired, but if a medicine containing a substance in the Essentials List (1950/2006/EC - List of substances essential for the treatment of equidae) is used, the record must be entered into the passport by the veterinary surgeon administering the medicine. At the time of publication government and industry were in discussions about clarifying the process. Please refer to the Defra website for latest guidance.
- 332** The "withdrawal period" (the minimum length of time which must elapse between administration of the medicine and slaughter for human consumption) for each medicine used must be strictly observed and the horse's passport together with its treatment record must be presented at the slaughterhouse at the time of slaughter if for human consumption.
- 333** No horse can be slaughtered for human consumption unless six months have elapsed since any medicines on the essentials list (1950/2006/EC) have been administered. The administration of certain drugs permanently bars a horse from being slaughtered for human consumption and Section IX must be signed accordingly.
- 334** If the horse's passport is endorsed and signed as "not intended for slaughter for human

consumption" the administration of medicines need not be recorded in the passport by the owner or keeper but the animal is permanently barred from slaughter for human consumption.

- 335** In addition, whenever a veterinary surgeon administers treatment of the type listed in sections V to VII of the Passport, they must complete the relevant part of the horse passport. These sections of the Schedule cover some vaccinations and laboratory health tests.
- 336** Under new regulations (2009) veterinary surgeons may well need to see the passport before first treating a horse as they will need to be aware of the human consumption status of the horse before deciding which category of medicines may be administered to the horse e.g. human food chain suitable medicines or otherwise.

EQUINE ESTABLISHMENTS

Riding Establishments Livery Yards Sanctuaries

Section 9 (2) (a) of the Animal Welfare Act 2006 (Section 24 (3) (a) of the Animal Health and Welfare Scotland) Act 2006 define the first need of an animal as "its need for a suitable environment". Environment is not defined, but is generally taken to cover any place in which the horse spends any significant amount of time.

RIDING ESTABLISHMENTS

The Riding Establishments Acts 1964 & 1970 prohibit the keeping of a riding establishment except under the authority of a licence issued by the Local Authority. The term 'riding establishment' means the carrying on of a business of keeping horses to let them out on hire for riding, or for use in providing instruction in riding for payment, or both.

The Animal Welfare Act 2006 and the Animal Health and Welfare (Scotland) Act 2006 allow Ministers to make regulations for the licensing or registration of any establishment where animals are kept. It also empowers them to repeal the Riding Establishments Acts. Defra, The Scottish government and the Welsh Assembly government have indicated (2008) that they may introduce new regulations covering equine establishments of various kinds including Riding Schools and livery yards and repeal the existing Riding Establishments Acts. No indication of date has been put on these proposals.

- 337** The Local Authority will only grant a licence subject to certain minimum standards being observed. Licences must be renewed annually and checks are made to ensure that required standards are being met. Part of the licensing procedure is a Veterinary Inspection carried out by a veterinary surgeon on a list maintained by the Royal College of Veterinary Surgeons and the British Veterinary Association.

See: Annex I

- 338** The Riding Establishments Act 1970 requires that the horses must be in good health, physically fit and suitable for the purpose for which they are used. Animals three years old or under, heavy in foal or within three months after foaling, are not suitable, and it is an offence to hire them out.
- 339** The 1970 Act specifies that the licence holder shall hold a current Public Liability Insurance policy to provide an indemnity against liability at law to pay damages. This should cover accidental bodily injury to, or damage to property of, those hiring a horse for riding or receiving instruction in riding, which results from his own activities, those of members of his staff, or those of his clients in connection with his business.
- 340** Where Riding Establishments are situated in urban areas and daily turnout is not available, all horses must be exercised on the majority of days for a reasonable amount of time, even if not working. Arrangements should also be made for them to have a period of turnout

during some part of the year. Some form of turnout where horses can exercise freely is preferable to controlled exercise.

- 341** The Riding Establishments Acts also cover such activities as beach donkey rides, pony rides at shows and fetes, pony trekking and trail riding. They also cover the supply of horses for tuition in equine sports such as polo. Paradoxically it does not apply to horses hired out for driving.
- 342** The British Horse Society and the Association of British Riding Schools also run voluntary approval schemes for establishments which meet their standards during an annual inspection.

See: The Riding Establishments Acts, 1964 and 1970 - A

Guide for local authorities and their inspectors (RCVS & BVA 2004) Annex E

LIVERY YARDS

The Animal Welfare Act 2006 and the Animal Health and Welfare (Scotland) Act 2006 allows the Minister to make regulations for the licensing or registration of any establishment where animals are kept. Defra, the Scottish Government and the Welsh Assembly Government have previously indicated that they might introduce new regulations covering equine establishments of various kinds. This may include Livery yards. No date or details are yet available for these regulations(2009).

- 343** It is important that livery yards are in the charge of people with experience and competence in handling and caring for horses. It is recommended that people in charge of horses in livery yards be acquainted with the equine industry standards for livery yards, the Codes of Practice for the Welfare of Equines and this Compendium.
- 344** There are specified minimum standards produced by the horse industry, to address livery yard welfare issues including stable construction, manure storage, feeding and watering of horses, maintenance of grazing land, fencing, monitoring horses' health and the administration of routine preventative care.

- 345** The British Horse Society (BHS) operates a Livery Yard Approval Scheme which, following annual inspections to standards laid down by the BHS, shows that the yard is maintaining reasonable standards of horse care and management. Racing training yards (a specialised form of livery yard) are inspected and licensed by the British Horseracing Authority (BHA)

- 346** Definitions are available (in the Code of Practice for Livery Yards) to explain the meaning of the terms; full livery, part livery, working livery, do-it-yourself livery (DIY) and grass livery.

- 347** It is recommended that a written agreement should exist between the yard owner (or named person in charge) and the horse owner (or person with responsibility for the horse), outlining the terms of livery and stating clearly who is ultimately responsible for the welfare of the horse, as this relates to the duty of care specified in Section 9 of the Animal Welfare Act 2006. (Section 24 of the Animal Health and Welfare Act 2006 in Scotland)

- 348** It is recommended that all owners and operators of livery yards and similar establishments carry public liability insurance in a similar manner to riding schools

See: Code of Practice for Livery Yards BEVA/BHS/RSPCA/WHW on behalf of the Horse Industry 2001) Annex E.

SANCTUARIES

- 349** It is possible that UK governments will seek to regulate equine sanctuaries, and these would need to meet minimum standards. Whilst no detailed standards have as yet been proposed, the current Code of Practice for Welfare Organisations involved in the Keeping of Horses, Ponies and Donkeys produced by the National Equine Welfare Council will give guidance as to what may be required.

EQUINE ACTIVITIES

**Driving
Entertainment
Sports and Shows
Markets, Sales and Fairs**

DRIVING

- 350** Driving is a separate skill to riding both for the horses and those who wish to drive them. Horses need to be trained to drive in harness, just as they are backed for riding under saddle. Before attempting to drive a horse it is advisable that some formal tuition is obtained from a recognised tutor or instructor.
- 351** Horses should not be asked to pull or drag a load before they are three years old, and should not be used for long periods of work or competition before they are four years old.
- 352** Horses use different muscles for driving compared with riding and a horse should be gradually introduced to driving until full fitness is gained.
- 353** All tack should fit the individual horse well and be in good condition as the safety of both horse and driver could be at risk if failure occurs. All tack should be designed and adjusted to avoid putting undue pressure on any part of the horse's body. It should not be so loosely fitted that chafing is likely.
- 354** The vehicle must be regularly inspected for safety. Signs of looseness of components in its construction, woodworm or cracking of wheels, axles and shafts should be taken seriously, as should corrosion of any metal parts. Any moving parts (wood or metal) must be well lubricated, and the brakes (if fitted) should operate effectively. Lights (if fitted) must be in working order.
- 355** All rules in the Highway Code should be adhered to when driving a horse, including the use of appropriate lights if driving in the dark is unavoidable.
- 356** The vehicle (including load) should be appropriate for the size and power of the horse. It should be balanced so that it does not put excessive weight on the horse's back, nor apply upward pressure to the harness.
- 357** The driver must position him/herself so as to be in full control of the vehicle at all times, and with a good view of the road ahead.
- 358** Horse drawn vehicles used to carry members of the public for hire and reward should comply

with rules laid down by the Department of Transport and Regional Authorities. Although not compulsory it is advised that persons driving horses for hire or reward obtain a certificate of competence from the British Driving Society (see Annex I).

ENTERTAINMENT

- 359** Horses are used in many forms of entertainment. This includes circuses (which may advertise themselves under other names), television and film productions, rodeos, stunt riding events and other public exhibitions or performances. Animals competing in equine sports (see below) may also be considered as providing entertainment.
- 360** In addition the training and exhibition of performing animals is further regulated by the Performing Animals (Regulations) Act 1925, which requires trainers and exhibitors of such animals to be registered with the local authority. Under this Act, the police and officers of local authorities, who may include a vet, have power to enter premises where animals are being trained and exhibited, and if cruelty and neglect is detected, magistrates' courts can prohibit or restrict the training or exhibition of the animals and suspend or cancel the registration granted under the Act.
- 361** In endeavouring to provide entertainment to the public, horses should not be used in any manner which could cause them physical or mental distress. Acts or performances should aim to highlight the natural athletic and mental capabilities of the horse. No performance, or training method, should cause physical or mental distress, pain or injury in either the short or long term.
- 362** Horses kept for entertainment must be cared for in a similar manner to other working horses when they are not actively training or performing. Their welfare must be ensured at all times. They need the same standards of food, water and accommodation, and need periods of free exercise and grazing on a regular basis. Horses undergoing regular transportation should be carried in full accordance with the provisions of the Regulations on the transport of horses.
- 363** Donkeys kept for use in providing rides, donkey derbys and other forms of entertainment should

have their welfare needs met at all times, including during rest periods and particularly during the off-season.

- 364** Horses used in film and television production may have to endure long waiting times between performances. Whilst waiting they should be provided with similar conditions of shelter, food, water and exercise as they would have at their home premises. Long periods of transport before and after attendance at production sites should be avoided.
- 365** Horses on public display should not be restrained in such a manner that they cannot avoid unwanted contact from members of the public and should be protected from harm, including incorrect feeding, by the public. They should not be exposed to loud noises or excessively bright lighting for long periods.

See Annex E: Performing Animals Welfare Standards International gives guidance on the use of performing animals and their trainers at www.pawsi.org

Standards for the Care and Welfare of Circus Animals on Tour (Association of British Circus Proprietors 2001) Annex E.

SPORTS AND SHOWS

- 366** Horses used in the various sports and shows are carrying out two functions; providing enjoyment for the rider and/or owner and entertainment for the spectators.
- 367** The majority of equine sports (racing, show-jumping, dressage, eventing, polo, endurance riding, driving etc.) operate under complex rules drawn up by the individual governing bodies of the sports to protect the welfare of the horses involved and ensure fair competition. International competitions operate under the auspices of the Fédération Equestre Internationale (FEI).
- 368** The governing bodies for showing have their own rules to ensure both equine welfare and fair competitions. They usually prohibit the use of artificial aids to alter the appearance, gait, or activity of the animal.
- 369** Horse racing is governed by the British Horseracing Authority (formerly known as the Jockey Club and British Horseracing Board) which

has strict rules and a disciplinary code to enforce them. Internationally, racing is controlled by the International Federation of Horseracing Authorities.

- 370** Competitors should abide by both the spirit and the letter of the competition rules and always put the health and welfare of their horses first.
- 371** There is a Tripartite Agreement in place between the UK, Ireland and France to allow the movement of all Equidae between the three countries without the need for any animal health certificates, provided the horse is accompanied by its valid passport. Transportation of any animal that is considered 'unfit' to travel is illegal. This agreement does not cover the movement of horses for slaughter for which animal health certification is required.

MARKETS, SALES AND FAIRS

- 372** The principal legislation covering horse welfare at markets is the Welfare of Horses at Markets (and other Places of Sale) Order 1990 (WHMO). WHMO defines a 'market' as "a market place, sale-yard, fairground, highway, or any other premises or place to which horses are brought from other places and exposed for sale". The definition also includes any lairage adjoining a market and the parking areas used in connection with the market, sale or fair.

The key legal requirements are summarised as follows:

- ▶ It is an offence to cause or permit any injury or unnecessary suffering to a horse;
- ▶ All pens shall be clear of debris, clean and in a condition suitable to house horses;
- ▶ The auctioneer must provide a supply of drinking water. However, it is the responsibility of the person in charge of a horse to supply clean water. Where the owner of a horse cannot be found and horses are clearly in need of water the auctioneer must provide it;
- ▶ It is the responsibility of the horse owner that any horses kept overnight must have an adequate quality forage and easy access to water;
- ▶ The market must be well ventilated and have procedures in place to prevent horses escaping;
- ▶ A suitable pen should be available for

EU LEGISLATION

horses found to be unfit to ensure they are separated from other animals;

- ▶ Tied horses should not be penned with loose horses, except in the case of a mare with her foal at foot, or with a stable companion of any species;
- ▶ Horses of significantly different ages or sizes should not be penned together unless previously kept together;
- ▶ Horses with shod hind feet must not be penned with unshod horses unless previously kept together;
- ▶ Stallions and colts over two years of age should be penned individually;
- ▶ Pens must not be overcrowded. The pen must be of adequate size for the breed of horse;
- ▶ Mares with foals at foot should be kept together in the same undivided pen;
- ▶ Donkeys and horses should not be penned together unless stable companions;
- ▶ Horses must never be tied to pens in alleyways; if they must be tied it should be in allocated pens;
- ▶ Clipped horses must be protected from the weather by suitable means, either protective clothing or shelter;
- ▶ Horses must not be hit or prodded with any stick, whip, crop or other instrument.
- ▶ Electric goads must not be used to control horses;
- ▶ Horses should not be handled by lifting or dragging along the ground by the head, neck, ears, legs or tail;
- ▶ The fence around the sale-ring should pose minimum risk to horses or people.

373 Markets and fairs can be noisy bewildering places for horses and every effort should be made by vendors, purchasers and market staff to handle horses in a calm and unhurried manner.

374 Members of the public should avoid congregating in alleys, gateways and other places where they might impede the movement of horses.

375 Under the Welfare of Horses at Markets (and Other Places of Sale) Order 1990 a foal (less than 4 months old) may only be exposed for sale if it is at the foot of its dam throughout transport or sale.

See: Code of Practice for Markets and Sales Involved with the Selling of Horses, Ponies & Donkeys (NEWC 2003) Annex E.

376 The European Union (EU) produces European legislation in the form of Council Directives, Council Regulations, Commission Decisions and Commission Regulations. A list of EU legislation affecting horses is listed at Annex G.

377 The Directives that refer to the maintenance of a studbook, the recognition of societies and the keeping, management and movement of animals are referred to as Zootechnical legislation. The Directives that apply to equines (horses, ponies and donkeys) are primarily concerned with the encouragement and harmonisation of intra-Community trade (free trade between Members States) and focus on the rules for the entry of animals into studbooks and identification documents (horse passports).

378 Transport regulations are based on European Union Council Regulation (EC) No 1/2005.

379 Horse identification, Regulation 90/426/EEC and 90/427/ECC and compulsory microchips for all horses registered after 1st July 2009, is by Commission Regulation 504/2008.



Annex A

GOVERNMENT PUBLICATIONS

CODE OF PRACTICE FOR THE WELFARE OF EQUINES

COD YMARFER ER LLES CEFFYLAU

A code of practice published by the Welsh Assembly Government outlining the basic requirements for good equine welfare as required by the Animal Welfare Act 2006

CODE OF PRACTICE FOR THE WELFARE OF EQUIDAE

A code of practice published by the Scottish Government outlining the basic requirements for good equine welfare as required by the Animal Health and Welfare (Scotland) Act 2006

It is anticipated that Defra will launch a similar Code of Practice for England in Spring 2010

WELFARE OF ANIMALS DURING TRANSPORT (2008)

General leaflet.

Advice for transporters of horses, ponies and other domestic equines.

Specific topics

Fitness to transport

New rules for transporting animals

Road vehicle and trailer specification

Road vehicle certification

Transporter authorisations

Vehicle equipment – ventilation and temperature monitoring

INTERNATIONAL TRADE

Importer information notes – Equidae

GUIDE TO THE HORSE PASSPORTS REGULATIONS 2009

These guidance notes replace those issued for the Horse Passports Regulations 2004. The Horse Passport Regulations 2009 SI 1611 implement revised requirements with effect from 1 July 2009. Defra intends to review this guidance at the end of October 2009.

CODE OF PRACTICE - HOW TO PREVENT THE SPREAD OF RAGWORT 2007

The code aims to define the situations in which there is a likelihood of spread to neighbouring land where it might present an identifiable risk of ingestion by vulnerable animals and provides guidance on the most appropriate means of control taking into account both animal welfare and environmental considerations.



Annex B

CODES OF PRACTICE

For the purpose of this Compendium Codes of Practice are defined as 'guidelines to best practice produced by a group of experts in consultation with industry and validated through the consultation process by that industry'

Conservation Grazing

- ▶ A Guide to Animal Welfare in Nature Conservation Grazing (GAP 2001)
- ▶ British Horse Industry Confederation 2006 BHS Code on Conservation Grazing

Disease Control

The Horserace Betting Levy Board (HBLB) publishes Codes of Practice, updated annually on

- ▶ Venereally transmitted bacterial diseases caused by the contagious equine metritis organism CEMO,
- ▶ Klebsiella pneumoniae and Pseudomonas aeruginosa.
- ▶ Equine viral arteritis (EVA)
- ▶ Equine herpesvirus (EHV)
- ▶ Equine coital exanthema (ECE)
- ▶ Equine infectious anaemia (EIA)
- ▶ Guidelines on Strangles
- ▶ Rules and Orders of Racing (The British Horseracing Authority – updated annually)
- ▶ Code of Practice for Respiratory Diseases (National Trainers Federation 2005) 3rd edition

Donkeys

- ▶ The Donkey Sanctuary Code of Practice for Working Donkeys 2008

Farriery

- ▶ A Farrier's Guide to Professional Conduct (Farriers Registration Council) 2007

General Welfare

- ▶ Horses in the Countryside A Code of Practice for Owners and Riders (Countryside Commission Revised 1997, now Countryside Agency)
- ▶ The FEI Code of Conduct for the Welfare of the Horse (FEI 2005)

Grazing

- ▶ Horse Pasture Management (Countryside Agency 2001))

Markets, Sales and Fairs

- ▶ Code of Practice for Markets and Sales Involved with the selling of Horses, Ponies & Donkeys (NEWC 2003)

Riding Schools, Livery Yards & Trekking Centres

- Code of Practice for Livery Yards (BEVA/BHS/RSPCA/ILPH on behalf of the Horse Industry 2001)

Tethering

- ▶ Code of Practice for Tethering of Equines (NEWC 2006)
- ▶ See also: Appendix 1 of the Welsh Code of Practice for the Welfare of Equines
- ▶ See also: Appendix B of the Scottish Code of Practice for the Welfare of Equidae

Welfare Charities

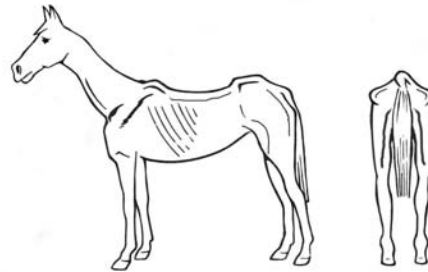
- ▶ Code of Practice for Welfare Organisations involved in the keeping of Horses, Ponies and Donkeys (NEWC 2002)




Annex C

BODY CONDITION SCORING OF HORSES

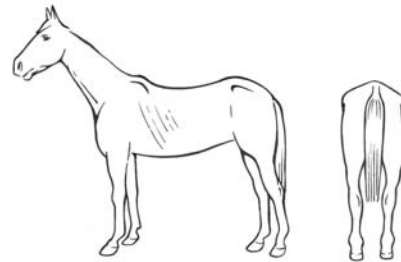
0 Very Poor




1 Poor




2 Moderate




3 Good



4 Fat



5 Very Fat



Annex C

BODY CONDITION SCORING OF HORSES






C/S	Pelvis	Back and Ribs	Neck
0 Very Poor	Angular, skin tight. Very sunken rump. Deep cavity under tail.	Skin tight over ribs. Very prominent and sharp backbone.	Marked ewe neck. Narrow and slack at base.
1 Poor	Prominent pelvis and croup. Sunken rump but skin supple. Deep cavity under tail.	Ribs easily visible. Prominent backbone with sunken skin on either side.	Ewe neck, narrow and slack base.
2 Moderate	Rump flat either side of back bone. Croup well defined, some fat. Slight cavity under tail.	Ribs just visible. Backbone covered but spines can be felt.	Narrow but firm.
3 Good	Covered by fat and rounded. No gutter. Pelvis easily felt.	Ribs just covered and easily felt. No gutter along the back Backbone well covered but spines can be felt.	No crest (except for stallions) firm neck.
4 Fat	Gutter to root of tail. Pelvis covered by fat. Need firm pressure to feel.	Ribs well covered - need pressure to feel. Slight crest	Wide and firm.
5 Very Fat	Deep gutter to root of tail. Skin distended. Pelvis buried, cannot be felt.	Ribs buried, cannot be felt. Deep gutter along back. Back broad and flat.	Marked crest very wide and firm. Fold of fat.

(Based on the Carroll and Huntington Method)

To obtain a body score, score the pelvis first, then adjust by half a point if it differs by one point or more to the back or neck.

**Annex D****BODY CONDITION SCORING OF DONKEYS**

Reproduced with the permission of the Donkey Sanctuary

1 Poor**2 Moderate****3 Ideal****4 Fat****5 Obese**

Fat deposits may be unevenly distributed especially over the neck and hindquarters. Some resistant fat deposits may be retained in the event of weight loss and/or may calcify (harden). Careful assessment of all areas should be made and combined to give an overall score.

Annex D

BODY CONDITION SCORING OF DONKEYS

C/S	NECK AND SHOULDERS	WITHERS	RIBS AND BELLY	BACK AND LOINS	HIND QUARTERS
1 Poor	Neck thin, all bones easily felt. Neck meets shoulder abruptly, shoulder bones easily felt, angular.	Dorsal spine of withers prominent and easily felt.	Ribs can be seen from a distance and felt with ease. Belly tucked up.	Backbone prominent, can feel dorsal and transverse processes easily.	Hip bones visible and felt easily (hock and pin bones). Little muscle cover. May be cavity under tail.
2 Moderate	Some muscle development overlying bones. Slight step where neck meets shoulders.	Some cover over dorsal withers. Spinous processes felt but not prominent.	Ribs not visible but can be felt with ease.	Dorsal and transverse processes felt with light pressure. Poor muscle development either side midline.	Poor muscle cover on hindquarters, hip bones felt with ease.
3 Ideal	Good muscle development, bones felt under light cover of muscle/fat. Neck flows smoothly into shoulder, which is rounded.	Good cover of muscle/fat over dorsal spinous processes, withers flow smoothly into back.	Ribs just covered by light layer of fat/muscle, ribs can be felt with light pressure. Belly firm with good muscle tone and flattish outline.	Cannot feel individual spinous or transverse processes. Muscle development either side of midline is good.	Good muscle cover in hindquarters, hip bones rounded in appearance, can be felt with light pressure.
4 Fat	Neck thick, crest hard, shoulder covered in even fat layer.	Withers broad, bones felt with firm pressure.	Ribs dorsally only felt with firm pressure, ventral ribs may be felt more easily. Overdeveloped belly	Can only feel dorsal and transverse processes with firm pressure. Slight crease along midline.	Hindquarters rounded, bones felt only with firm pressure. Fat deposits evenly placed.
5 Obese	Neck thick, crest bulging with fat and may fall to one side. Shoulder rounded and bulging with fat.	Withers broad, unable to feel bones.	Large, often uneven fat deposits covering dorsal and possibly ventral aspect of ribs. Ribs not palpable. Belly pendulous in depth and width.	Back broad, unable to feel spinous or transverse processes. Deep crease along midline bulging fat either side.	Cannot feel hip bones, fat may overhang either side of tail head, fat often uneven and bulging.

Half scores can be assigned where donkeys fall between scores. Aged donkeys can be hard to condition score due to lack of muscle bulk and tone giving thin appearance dorsally with dropped belly ventrally, while overall condition may be reasonable.

**Annex E**

CODES OF RECOMMENDATION AND ADVISORY PUBLICATIONS

For the purpose of this Compendium Codes of Recommendation are defined as 'guidelines to best practice produced by individuals or organisations but not validated by the consultation process'

The National Equine Welfare Council (NEWC) maintains information on current advisory publications on horse, pony and donkey welfare, management and related topics.

This can be accessed at <http://www.newc.co.uk> or by contacting NEWC on 01926 866655 or by email at info@newc.co.uk

**Annex F**

ORDERS AND STATUTORY INSTRUMENTS

ANIMAL WELFARE

- ▶ Animal Welfare Act 2006
- ▶ Animal Health and Welfare (Scotland) Act 2006

FALLEN STOCK

- ▶ Animal By-Products Regulation 2005
- ▶ Animal By-Products (Amendment) Regulations 2009

It is likely that these regulations will be amended or replaced possibly in 2010 or 2011

FARRIERY

- ▶ Farriers (Registration) Act 1975
- ▶ Farriers (Registration) (Amendment) Act 1977
- ▶ Amended by Statutory Instrument the European Communities (Recognition of Professional Qualifications) Regulations 2007 (SI No 2007/2781)

HEALTH DISEASE CONTROL

- ▶ The Animal Health Acts 1981 (1981 Act is amended by the Animal Welfare Act 2006)& 2002
- ▶ The Infectious Diseases of Horses Order 1987 (SI 1987/790)
- ▶ Equine Viral Arteritis Order 1995 (SI 1995/1755)
- ▶ Equine Viral Arteritis Order (Northern Ireland)1996 (SI 1996/274)

HORSE PASSPORTS

- ▶ Horse Passports Regulations 2009
- ▶ Horse Identification (Scotland) Regulations 2009
- ▶ Horse Passports (Wales) Regulations 2005 (due to be replaced in 2009)
- ▶ Horse Passports (Northern Ireland) Regulations 2004 (due to be replaced in 2009)

HORSE WASTE MANAGEMENT

- ▶ Environmental Permitting (England and Wales)Regulations 2007

- ▶ Environmental Permitting (England and Wales) (Amendment) Regulations 2009

IMPORT AND EXPORT OF EQUINES

- ▶ The Animals and Animal products (Import and Export) Regulations 2006 for England, Wales and Northern Ireland, 2007 for Scotland; and their various amendments in 2007, 2008 and 2009
- ▶ The Export of Horses (Veterinary Examination) Order 1966 (SI 1966/507)
- ▶ The Export of Horses (Excepted Cases) Order 1969 (SI 1969/1742)
- ▶ The Export of Horses (Protection) Order 1969 (SI 1969/1784)
- ▶ The Animal Health Act 1981
- ▶ Welfare of Animals (Transport) (England) Order 2006 (SI 2006/3260)
- ▶ Welfare of Animals (Transport) (Scotland) Order 2006
- ▶ Welfare of Animals (Transport)(Northern Ireland) Order 2006
- ▶ Welfare of Animals (Transport) (Wales) Order 2007
- ▶ Welfare of Animals (Transport) (Amendment)(Northern Ireland) Order 2007

MARKETS, SALES AND FAIRS

- ▶ Welfare of Horses at Markets (and other Places of Sale) Order 1990 (SI 1990/2627)
- ▶ Welfare of Animals at Markets Order 1990
- ▶ Welfare of Animals at Markets (Amendment) Order 1993

OPERATIONS ON EQUINES

- ▶ Docking and Nicking of Horses Act 1949
(as amended by the Animal Welfare Act 2006)
- ▶ The Veterinary Surgeons Act 1966
- ▶ Farriers (Registration) Act 1975
- ▶ Farriers Registration (Amendment) Act 1977
- ▶ The Farriers (Registration) Act 1975 (Commencement No.4)(Scotland) Order 2006.
- ▶ The Veterinary Surgery (Artificial Insemination) Order 2007
- ▶ The Veterinary Surgery (Artificial Insemination) (Amendment) Order 2007
- ▶ The Animals (Scientific Procedures) Act 1986
(as amended by the Animal Welfare Act 2006)

RAGWORT

- ▶ The Weeds Act 1959
- ▶ The Ragwort Control Act 2003

RIDING ESTABLISHMENTS

- ▶ Riding Establishments Act 1964
(as amended by the Animal Welfare Act 2006)
- ▶ Riding Establishments Act 1970

SLAUGHTER OF EQUINES

- ▶ The Welfare of Animals (Slaughter or Killing) Regulations 1995 as amended and the Welfare of Animals (Slaughter or Killing) Regulations (Northern Ireland) 1996, as amended.
This legislation implements Directive 93/119/EC (See Annex G) within Great Britain and has been amended on successive and different occasions in England, Wales, Scotland and Northern Ireland. Consult the appropriate devolved administration for details of the most up to date legislation in force.

On 22 June 2009 the Agriculture Council reached political agreement on a Regulation to replace



Directive 93/119/EC on the protection of animals at the time of slaughter or killing which was adopted in 1993. The new regulation will apply from 1 January 2013.

TRANSPORT OF EQUINES

- ▶ Welfare of Animals Transport (England) Order 2006
- ▶ Welfare of Animals (Transport) (Scotland) Order 2006
- ▶ Welfare of Animals (Transport)(Northern Ireland) Order 2006
- ▶ Welfare of Animals (Transport) (Wales) Order 2007
- ▶ Welfare of Animals (Transport) (Amendment)(Northern Ireland) Order 2007
- ▶ The Transport of Animals (Cleansing and Disinfection) (England) (No 3) Order 2003 (SI 2003/1724)
- ▶ The Transport of Animals (Cleansing and Disinfection) (Wales) Order 2003 (SI 2003/482)
- ▶ The Transport of Animals (Cleansing and Disinfection) (Scotland) Regulations 2005 (SI 2005/652)
- ▶ The Transport of Animals (Cleansing and Disinfection) (England)(No 3)(Amendment) Order 2007 (SI 2007/1020)
- ▶ The Transport of Animals and Poultry (Cleansing and Disinfection) Order (Northern Ireland) 2007 (SI 2007/279)

VETERINARY SURGEONS

- ▶ The Veterinary Surgeons Act 1966

YOUNG RIDERS

- ▶ The Horses (Protective Headgear for Young Riders) Act 1990
- ▶ The Horses (Protective Headgear for Young Riders) Regulations 1992 (SI 1992/1201)

ZOOTECHNICS

- ▶ Horses (Zootechnical Standards) (England) Regulations 2006 (SI 2006/1757)
- ▶ Horses (Zootechnical Standards) (Scotland) Regulations 2008 (SI 2008/99)
- ▶ Horses (Zootechnical Standards) (Wales) Regulations 2006 (SI 2006/2607)
- ▶ Horses (Zootechnical Standards) (Northern Ireland) Regulations 2009 (SI 2009/251)
- ▶ Horses (Free Access to Competitions) Regulations 1992 (SI 1992/3044)
- ▶ Horses (Free Access to Competitions) Regulations (Northern Ireland)1992 (SI 1992/540)

Copies of the above Acts and Statutory Instruments are available from:

The Stationery Office Shop.

On-line sales: <http://www.tsoshop.co.uk>

Telephone orders: 0870 600 5522

By Post: PO Box 29 Norwich NR3 1GN



Annex G

EU LEGISLATION

Editorial note. This is not a complete list of all applicable EU legislation It is intended as a guide to the main legislative provisions and to provide a starting point for those who need to research the legislation in detail.



ANIMAL HEALTH CONDITIONS

- ▶ 92/60/EEC "on animal health conditions and veterinary certification for temporary admission of registered horses"
- ▶ 93/195/EEC as amended by 204/211/EC " on animal health conditions and veterinary certification for re-entry of registered horses for racing, competition and cultural events after temporary export"
- ▶ 93/196/EEC "on animal health conditions and veterinary certification for imports of equidae for slaughter"
- ▶ 93/197/EEC "on animal health conditions and veterinary certification on imports of registered equidae and registered equidae for breeding and production" as amended by 2001/828/EC with regard to imports of equidae vaccinated against West Nile Fever
- ▶ 2004/216/EEC Makes certain equine diseases notifiable.
- ▶ 2004/205/EEC lays down what additional regulations are applicable to new member states
- ▶ 2008/901/EC laying down health guarantees for the transport of equidae from one third country to another

COMPETITIONS

- ▶ 90/428/EEC "establishing the conditions for participation in equine competitions"
- ▶ 92/216/EEC "on the collection of data concerning competitions for equidae as referred to in Article 4 (2) of Council Directive 90/428/EEC"

IMPORTS FROM THIRD COUNTRIES

- ▶ 90/426/EEC "on animal health conditions governing the movement and import from third countries of equidae"
- ▶ 90/427/EEC "on the zootechnical and genealogical conditions governing intra-Community trade in equidae"
- ▶ 90/428/EEC "on trade in equidae intended for competitions and laying down the conditions for participation therein"
- ▶ 92/36/EEC "amending, with regard to African Horse Sickness, Directive 90/426/EEC"
- ▶ 92/65/EEC "laying down animal health requirements governing trade into the Community of animals, semen, ova and embryos not subject to animal health requirements laid down in specific Community rules referred to in Annex A (1) to Directive 90/425/EEC. In particular this Directive sets out conditions for intra Community trade in equine semen"
- ▶ 92/260/EEC and 93/197/EEC as amended by 2002/841/EC in relation to the temporary admission and imports into the Community of registered horses coming from non-member states"
- ▶ 94/28/EEC "laying down the zootechnical conditions and principles applicable to imports from third countries of breeding animals, their semen, ova and embryos"
- ▶ 96/79/EEC "laying down the zootechnical certificates of semen, ova and embryos from registered equidae"
- ▶ 97/10/EEC "amending Council Directive 79/542/EEC and Council Decision 92/160/EEC,
- ▶ 1999/252/EC: Commission Decision of 26 March 1999 amending Decision 93/197/EEC on animal health conditions and veterinary certification for imports of registered equidae and equidae for breeding and production

- ▶ 1999/463/EC: Commission Decision of 30 June 1999 amending Commission Decisions 1999/240/EC and 1999/241/EC on certain protection measures with regard to registered horses coming from Singapore and Malaysia (Peninsula) and equidae coming from Australia
- ▶ 2000/163/EC: amending Commission Decision 92/160/EEC with regard to imports of equidae from Brazil
- ▶ 2000/429/EC: amending Decision 97/365/EC on drawing up provisional lists of third country establishments from which the Member States authorise imports of products prepared from meat of bovine animals, swine, equidae and sheep and goats
- ▶ 2000/507/EC: Commission Decision of 10 August 2000 amending Decision 98/404/EC introducing protective measures with regard to equidae imported from Turkey
- ▶ 2000/508/EC: amending Decision 92/160/EEC with regard to imports of equidae from Brazil
- ▶ 2000/552/EC: on certain protection measures with regard to movement of equidae within and dispatch from certain parts of France affected by West Nile fever
- ▶ 2000/713/EC: Commission Decision of 7 November 2000 amending for the second time Decision 2000/551/EC on certain protection measures with regard to equidae coming from certain parts of the United States of America affected by West Nile fever
- ▶ 2001/27/EC: amending Decision 92/160/EEC with regard to imports of equidae from Brazil
- ▶ 2001/117/EC: Commission Decision of 26 January 2001 amending Council Decision 79/542/EEC and Decisions 92/260/EEC, 93/195/EEC, 93/196/EEC and 93/197/EEC with regard to equidae coming from Bosnia and Herzegovina
- ▶ 2001/611/EC: Commission Decision of 20 July 2001 amending Decision 92/160/EEC with regard to the regionalisation of Mexico
- ▶ 2001/622/EEC "amending Decision 97/10/EEC with regard to the rationalisation of South Africa and on protection measures with regard to registered horses coming from South Africa"
- ▶ 2001/766/EC: Commission Decision of 25 October 2001 amending Decision 93/197/EEC with regard to importation of equidae from the Falkland Islands
- ▶ 2001/754/EC: Commission Decision of 23 October 2001 amending Decision 93/197/EEC with regard to importation of equidae from Saint Pierre and Miquelon.
- ▶ 2004/211/EEC "establishing the list of third countries and parts of territory authorise imports of live equidae and semen, ova and embryos of the equine species, and amending Decisions 90/429/EEC, 93/195/EEC, 94/63/EEC and 95/195/EEC"
- ▶ 2004/241/EEC "amending Decisions 92/260/EEC and 93/197/EEC as regards the temporary admission and imports into the European Union of registered horses from South Africa"

MEDICINES REGULATION

- ▶ 90/3377/EC "stipulates that maximum residue limits must be established for substances used in food producing animals."
- ▶ 2006/1950/EC "establishing a list of substances (veterinary medicinal products) essential for the treatment of equidae"



PASSPORTS

- ▶ 93/623/EEC “establishing the identification document (passport) accompanying registered equidae”
- ▶ 2000/68/EEC “amending Commission Decision 93/623/EEC and establishing the identification of equidae for breeding purposes”
- ▶ 2008/500/EC “as regards methods for the identification of equidae”

SEMEN, OVA AND EMBRYOS

- ▶ 96/510/EEC “laying down the pedigree and zootechnical certificates for the importation of breeding animals, their semen, ova and embryos”
- ▶ 96/539/EEC “on animal health requirements and veterinary certification for imports into the Community of semen of the equine species”
- ▶ 96/540/EEC “on animal health requirements and veterinary certification for imports into the Community of ova and embryos of the equine species”
- ▶ 2000/284/EEC as amended by 204/616/EEC “establishing the list of approved semen collection centres for import of equine semen from third countries and amending Decision 96/539/EEC and 96/540/EEC”
- ▶ 2004/70/EC Amends list of approved semen collection centres.
- ▶ 2004/186/EEC “amending certain Annexes to Decision 96/510/EEC as regards the zootechnical requirements for the importation of semen, ova and embryos of the equine species”
- ▶ 2004/211/EC: establishing the list of third countries and parts of territory thereof from which Member States authorise imports of live equidae and semen, ova and embryos of the equine species,
- ▶ 2008/804/EC changes as regards the entries for Brazil, Montenegro and Serbia in the list of third countries and parts thereof from which imports into the Community of live equidae and semen, ova and embryos of the equine species are authorised

SLAUGHTER


- ▶ 93/119/EEC “on the protection of animals at the time of slaughter or killing” *

*Note: It is expected that this Directive will be replaced by a Regulation on the protection of animals at the time of slaughter or killing in January 2013.

ANIMAL BY-PRODUCTS

- ▶ 2002/1774/EEC controls the collection, transport, storage, handling, processing and use or disposal of animal by-products in EU member states

STUD-BOOKS

- ▶ 91/74/EEC “laying down zootechnical and pedigree requirements for the marketing of pure-bred animals amending Directives 77/504/EEC and 90/425/EEC”
 - ▶ 92/353/EEC “laying down the criteria for the approval or recognition of organisations and associations which maintain or establish stud-books for registered equidae”
 - ▶ 92/354/EEC “laying down the criteria for the co-ordination between breeding organisations”
- 

- ▶ 96/78/EEC "laying down the criteria for entry and registration of equidae in stud-books for breeding purposes"

TRANSPORTATION

- ▶ Council Regulation (EC) No 1/2005 lays down the requirements for the welfare of animals during transport and related operations within the European Community
- ▶ Council Regulation (EC) No. 1255/97 (as amended by Regulation 1/2005) on the operation of Control Posts

VETERINARY CHECKS LEGISLATION

- ▶ 90/425/EEC "concerning veterinary and zootechnical checks applicable in intra-Community trade in certain live animals and products with a view to the completion of the internal market"
- ▶ 90/426/EEC "lays down health conditions for the importation into the Community of live equidae"
- ▶ 91/496/EEC "laying down the principles governing the organisation of veterinary checks on animals entering the Community from third countries and amending Directives 89/662/EEC, 90/425/EEC and 90/675/EEC"
- ▶ 96/81/EC details of health certification required in the case of stallions in respect of EVA
- ▶ 2001/662/EC: Commission Decision of 7 August 2001 amending Decision 94/467/EC laying down health conditions for the transit of equidae from one third country to another
- ▶ 2004/825/EC: on protection measures with regard to imports of equidae from Romania

EU Council Directives are published in the Official Journal of the European Communities and are available from:

European Commission London Office, 8 Storey's Gate, London SW1P 3AT
Tel: 020 7973 1992 Fax: 020 7973 1900 Website: <http://www.cec.org.uk>

Useful website :- <http://eur-lex.europa.eu/>



Annex H

GOVERNING BODIES

Activity	Governing Body
• Arabian Racing	- Arabian Racing Organisation
• British Riding Clubs	- The British Horse Society
• Circuses	- Association of Circus Proprietors of Great Britain
• Disabled Riding	- Riding for the Disabled Association
• Dressage	- British Dressage* Paralympic Dressage
• Driving	- British Driving Society
• Endurance Riding	- Endurance GB* Scottish Endurance Riding Club
• Eventing British	- British Eventing*
• Harness Racing	- British Harness Racing Club
• Horseball British	- British Horseball Association*
• Horse Driving Trials	- British Horse Driving Trials Association*
• Horseracing	- The British Horseracing Authority The Jockey Club
• Hunting	- Masters of Foxhounds Association
• Hunting (Drag)	- Masters of Draghounds & Bloodhounds Association
• Jousting	- International Jousting Association
• Mounted Games	- Mounted Games Association of Great Britain*
• Polo	- Hurlingham Polo Association
• Polocrosse	- UK Polocrosse Association*
• Pony Racing	- The Pony Club*
• Reining	- British Reining*
• Show Jumping	- British Show Jumping Association*
• Side Saddle	- Side Saddle Association
• Tetrathlon	- The Pony Club*
• TREC Cross-Country	- The British Horse Society*
• Vaulting	- British Equestrian Vaulting*

* British Equestrian Federation Member Bodies

All contact addresses for the Governing Bodies are listed at Annex I Useful Contacts.



Annex I

ADAS UK Ltd

Woodthorne, Wergs Road,
Wolverhampton WV6 8TQ
Customer Services Tel: 0845 766 0085
Website: <http://www.adas.co.uk>

Animal Health Trust

Lanwades Park, Kentford, Newmarket,
Suffolk CB8 7UU
Tel: 01683 751000 Fax: 08700 502 425
Website: <http://www.aht.org.uk>

Arab Racing Organisation

The Racecourse, Newbury, Berkshire RG14 7NZ
Tel: 01635 524 445 Fax: 01635 230 200
Website: <http://www.arcracing.co.uk>

Association of British Bookmakers

Norris House, 4 Norris Street, London SW1Y 4RJ
Tel: 020 7434 2111 Fax: 01736 351390
Website: <http://www.abb.uk.com>

Association of British Riding Schools

Queens Chambers, 38-40 Queen Street, Penzance,
Cornwall TR18 4BH
Tel: 01736 369 440 Fax: 01736 351 390
Website: <http://www.abrs-info.org>

Association of Circus Proprietors

PO Box 131, Blackburn, Lancashire BB1 9DT
Website: <http://www.circus-uk.co.uk>

Blue Cross

Shilton Road, Burford, Oxfordshire OX18 4PF
Tel: 01993 825 500 Fax: 01993 823 083
Website: <http://www.bluecross.org.uk>

British Association of Equine Dental Technicians

Website: <http://www.baedt.com>

British Dressage

Stoneleigh Park, Kenilworth, Warwickshire CV8 2RJ
Tel: 02476 698 830 Fax: 02476 690 390
Website: <http://www.britishdressage.co.uk>

British Driving Society

83 New Road, Helmingham, Stowmarket,
Suffolk IP14 6EA
Tel: 01473 892001 Fax: 01473 892005
Website: <http://www.britishdrivingsociety.co.uk>

British Equestrian Federation

Stoneleigh Park, Kenilworth, Warwickshire CV8 2R
Website: <http://www.bef.co.uk>

British Equestrian Trade Association

East Wing, Stockeld Park, Wetherby LS22 4AW
Tel: 01937 587062 Fax: 01937582728
Website: <http://www.beta-uk.org>

British Equestrian Vaulting

47 Manderley Close, Eastern Green, Coventry,
Warwickshire CV5 7NR
Tel: 02476 463 027
Website: <http://www.vaulting.org.uk>

British Equine Veterinary Association

Mulberry House, 31 Market Street, Fordham, Ely,
Cambridgeshire CB7 5LQ
Tel: 01638 723555 Fax: 01638 724043
Website: <http://www.beva.org.uk>

British Eventing

Stoneleigh Park, Kenilworth,
Warwickshire CV8 2RN
Tel: 02476 698 856 / 0845 262 3344
Fax: 02476 697 235
Website: <http://www.britisheventing.com>

British Harness Racing Club

The Racecourse, Newbury, Berkshire RG14 7NZ
Tel: 01635 524 445 Fax: 01635 230 200
Website: <http://www.bhrc.org.uk>

British Horseball Association

67 Clifford Road, New Barnett,
Hertfordshire EN5 5NZ
Tel: 0208 441 1799 Fax: 0208 441 1799
Website: <http://www.british-horseball-association.btik.com>

British Horse Driving Trials Association

East Overhill, Stewarton, Kilmarnock KA3 5JT
Tel: 0854 643 2116 Fax: 0845 643 9774
Website: <http://www.horsedrivingtrials.co.uk>

British Horseracing Authority

Equine Science and Welfare Dept, 2nd Floor, 75
High Holborn, London WC1V 6LS
Tel: 020 7152 0000
Website: <http://www.britishhorseracing.com>

British Horse Industry Confederation

c/o British Horseracing Authority
75 High Holborn, London WC1V 6LS
Tel: 020 7152 0000
Website: <http://www.bhic.co.uk>

The British Horse Society

Stoneleigh Deer Park, Kenilworth,
Warwickshire CV8 2XZ
Tel: 01926 707 700 / 0845 848 1666
Fax: 01926 707 800
Website: <http://www.bhs.org.uk>

British Reining

Home farm, Sheep Street, Leighton Bromswold,
Cambridgeshire PE28 5AY
Tel: 01480 891174
Website: <http://www.britishreining.co.uk>

British Show Jumping Association

Stoneleigh Park, Kenilworth, Warwickshire CV8 2LR
Tel: 02476 698 800 Fax: 02476 696 685
Website: <http://www.bsja.co.uk>

British Veterinary Association

7 Mansfield Street, London W1G 9NQ
Tel: 020 7636 6541 Fax: 020 7908 63490
Website: <http://www.bva.co.uk>

British Veterinary Dental Association

Parkvets, 53-55 Maidstone Road, Footscray, Sidcup,
Kent DA14 5HBY
Website: <http://www.bvda.co.uk>

Country Land and Business Association Ltd

16 Belgrave Square, London SW1X 8PQ
Tel: 020 7235 0511 Fax: 020 7235 4696
Website: <http://www.cla.org.uk>

Department for Environment, Food & Rural Affairs

Nobel House, 17 Smith Square, London SW1P 3JR
DEFRA Helpline (Public Enquiries) 08459 335577
Website: <http://www.defra.gov.uk>

Donkey Sanctuary

Sidmouth, Devon EX10 0NU
Tel: 01395 578 222 Fax: 01395 579 266
Website: <http://www.thedonkeysanctuary.org.uk>

Endurance GB

National Agriculture Centre, Stoneleigh Park,

Kenilworth CV8 2RP

Tel: 02476 698 863 Fax: 02476 418 429
Website: <http://www.endurancegb.co.uk>

Environment Agency

Rio House, Waterside Drive, Aztec West,
Almondsbury, Bristol BS32 4UD
Tel: 08708 506506
Website: <http://www.environment-agency.gov.uk>

Equine Lawyers Association

PO Box 23, Brigg, North Lincolnshire DN20 8TN
Tel: 01652 688819
Website: <http://www.animallawyers.co.uk>

Farriers Registration Council

Sefton House, Adam Court, Newark Road,
Peterborough PE1 5PP
Tel: 01733 319 911 Fax: 01733 319 910
Website: <http://www.farrier-reg.gov.uk>

Grazing Animals Project

Brinkworth House, Brinkworth, Nr Chippenham,
Wiltshire SN15 5DF
Tel: 01666 511300
Website:
<http://www.grazinganimalsproject.org.uk>

The Horse Trust

Home of Rest for Horses, Speen, Princes
Risborough, Bucks HP27 0PP
Tel: 01494 488 464 Fax: 01494 488 767
Website: <http://www.horsetrust.org.uk>

Horserace Betting Levy Board

Parnell House, 25 Wilton Road,
London SW1V 1LW
Tel: 0207 333 0043 Fax: 0207 333 0041
Website: <http://www.defra.gov.uk>

Humane Slaughter Association

The Old School House, Brewhouse Hill,
Wheathampstead, Herts AL4 84N
Tel: 01582 831 919 Fax: 01582 831 414
Website: <http://www.hsa.org.uk>

Hurlingham Polo Associatio

Manor Farm, Little Coxwell, Faringdon,
Oxon SN7 7LW
Tel: 01367 242 828 Fax: 01367 242 829
Website: <http://www.hpa-polo.co.uk>



International Jousting Association

Post Office Cottage, Cowesby Village,
Thirsk, North Yorkshire YO7 2JJ
Tel: 01845 537 431
Website: <http://www.worldjousting.com>

The Jockey Club

75 High Holborn, London WC1V 6LS
Tel: 020 7611 1800
Website: <http://www.thejockeyclub.co.uk>

LANTRA - The National Training Organisation for the Land-Based Industries.

Lantra Trust, Lantra House, National Agricultural Centre, Stoneleigh Park, Kenilworth, Warwickshire CV8 2LG
Tel: 0247 669 6996 Fax: 0247 669 6732
Website: <http://www.lantra.co.uk>

Livestock Auctioneers Association

Cobblethwaite, Wreay, Carlisle CA4 0RZ
Tel: 01697 475433 Fax: 016974 754
Website: <http://www.laa.co.uk>

Local Authorities Coordinators of Regulatory Services (LACORS)

Local Government House, Smith Square, London SW1P 3HZ
Tel: 020 7665 3888 Fax: 020 7665 3887
Website: <http://www.lacors.gov.uk>

Master of Draghounds & Bloodhounds Association

Sandhurst Blacklands Farm, Millford Road, Elstead, Surrey GU8 6CA
Tel: 01252 703 304
Website: <http://www.mdbassociation.uk>

Master of Foxhounds Association

Overley Barn, Dalingworth, Cirencester, Gloucestershire GL7 7HX
Tel: 01285 653001 Fax: 01285 653559
Website: <http://www.mfha.co.uk>

Mounted Games Association of Great Britain

Wyelands Cottage, 59 St Johns Road, Buxton, Derbyshire SK17 6XA
Tel/ Fax: 01298 24292
Website: <http://www.mgagb.co.uk>

National Equine Database

Stoneleigh Park, Kenilworth, Warwickshire CV8 2TF
Tel: 024 769 818 Fax: 024 769 817
Website: <http://www.nedonline.uk.com>

National Equine Welfare Council

Office 10, Warwick Corner, 42 Warwick Road, Kenilworth, Warwickshire CV8 1HE
Tel: 01926 866 655 Fax: 01926 851534
Website: <http://www.newc.co.uk>

National Fallen Stock Scheme

National Fallen Stock Co. Sallyfield Lane, Stanton, Ashbourne, Derbyshire DE6 2DA
Tel: 0845 054 8888
Website: <http://www.nfsc.co.uk>

NFU Countryside

North Gate, Uppingham, Rutland LE15 9PL
Tel: 0870 840 2030
Website: <http://www.countrysideonline.co.uk>

National Foaling Bank

Meretown Stud, Newport, Shropshire TF10 8BX
Tel: 01952 811 234 Fax: 01952 811 202

National Office of Animal Health

3 Crossfield Chambers, Gladbeck Way, Enfield, Middlesex EN2 7HF
Tel: 020 8367 3131 Fax: 020 8363 1155
Website: <http://www.noah.co.uk>

National Pony Society

Willington House, 7 The Windmills, St Marys Close, Turk Street, Alton, Hants GU34 1EF
Tel: 01420 88333 Fax: 01420 80599
Website: <http://www.nationalponysociety.org.uk>

National Trainers Federation

9 High Street, Lambourn, Hungerford, Berkshire RG17 8XN
Tel: 01488 71719 Fax: 01488 73005
Website: <http://www.racehorsetrainers.org>

Northern Ireland Assembly

Public Information Office, Northern Ireland Assembly, Parliament Buildings, Belfast BT4 3XX
Tel: 028 9052 1333 Fax: 028 9052 1961
Website: <http://www.niassembly.gov.uk>



The Pony Club

Hapton Hall, Hapton, Norwich, Norfolk NR15 1SP
Tel: 01508 481000 Fax: 0870 458 1947
Website: <http://www.pcuk.org>

Redwings Horse Sanctuary

National Fallen Stock Co. Sallyfield Lane, Stanton,
Ashbourne, Derbyshire DE6 2DA
Tel: 0845 054 8888
Website: <http://www.redwings.org.uk>

Retraining of Racehorses

Ash Cottage, Back St, East Garston, Hungerford,
Berkshire RG17 7EX
Tel: 01780 740773
Website: <http://www.ror.org.uk>

Riding for the Disabled Association

Norfolk House, 1a Tournament Court, Edgehill
Drive, Warwick CV34 6LG
Tel: 08456 581 082 Fax: 08456 581 083
Website: <http://www.rda.org.uk>

Royal College of Veterinary Surgeons

RSPCA HQ, Wilberforce Way, Southwater,
Horsham, West Sussex RH13 9RS
Tel: 0300 123 4555 Fax: 0303 123 0284
Website: <http://www.rspca.org.uk>

Scottish Endurance Riding Club

Website: <http://www.scottishendurance.com>

Scottish Government

Environment and Rural Affairs Department
St Andrews House, Regent Road,
Edinburgh EH1 3DG
Tel: 0131 556 8400 / 08457 741741
Fax: 0131 244 8240
Website: <http://www.scotland.gov.uk>

Scottish Society for the Protection of Cruelty to Animals

Kingseat Road, Halbeath, Dunfermline KY11 8RY
Tel: 0131 339 0222 / 03000 999 999 Fax: 0131
339 4777
Website: <http://www.scottishspca.org>

Side-Saddle Association

Rhodes Mill Farm, Main Road, Sibsey, Boston,
Lincolnshire PE22 0TW
Tel/Fax: 01205 751599
Website: <http://www.sidesaddleassociation.co.uk>

Society of Master Saddlers (UK) Ltdy

Green Lane Farm, Stonham, Stowmarket,
Suffolk IP14 5DS
Tel/Fax: 01449 711 642
Website: <http://www.mastersaddlers.co.uk>

Thoroughbred Breeders' Association

Stanstead House, The Avenue, Newmarket,
Suffolk CB8 9AA
Tel: 01638 661 321 Fax: 01638 665 621
Website: <http://www.thetba.co.uk>

UK Polocrosse Association

Grove House Farm, Main Road, Wharndcliffe Side,
Sheffield S35 0OQ
Tel: 01142 862869
Website: <http://www.polocrosse.org.uk>

Veteran Horse Society

Hendre Fawr Farm, St Dogmaels,
Cardigan SA43 3LZ
Tel: 01239 8813008
Website: <http://www.veteran-horse-society.co.uk>

Welsh Assembly Government

Department for Rural Affairs, Cathays Park,
Cardiff CF10 3NQ
Tel: 0845 010 5500
Website: <http://wales.gov.uk>

World Horse Welfare

Anne Colvin House, Snetterton, Norwich NR12 2LR
Tel: 01953 498862 Fax: 01953 498373
Website: <http://www.worldhorsewelfare.org>

The Worshipful Company of Farriers

19, Queen Street, Chipperfield, Kings Langley,
Herts WD4 9BT
Tel: 01923 260747 Fax: 01923 261677
Website: <http://www.wcf.org.uk>

The Worshipful Company of Loriners

8 Portland Square, London E1W 2QR
Tel/Fax: 020 7709 0222
Website: <http://www.loriner.co.uk>

The Worshipful Company of Saddlers

40 Gutter Lane, London EC2V 6BR
Tel: 0207 726 8661
Website: <http://www.saddlersco.co.uk>



ACKNOWLEDGEMENTS

Acknowledgements

The National Equine Welfare Council is most grateful to individuals and organisations throughout the horse industry and government for their assistance in the production of the Compendium

Acknowledgements for front cover images

Blue Cross, British Horseracing Authority, The British Horse Society, British Show Jumping, Donkey Sanctuary, National Equine Welfare Council, Redwings Horse Sanctuary, Riding for the Disabled Association and World Horse Welfare.

Sponsorship

Blue Cross
Bransby Home of Rest for Horses
British Association of Equine Dental Technicians
British Connemara Pony Society
British Dressage
British Equine Veterinary Association
British Horseracing Authority
The British Horse Society
British Show Jumping
Devon Horse and Pony Society
Donkey Sanctuary
Horse Trust
Horseworld
Mountains Animal Sanctuary
Redwings Horse Sanctuary
Riding for the Disabled Association
Royal Society for the Prevention of Cruelty to Animals
Scottish Society for the Prevention of Cruelty to Animals
Society for the Welfare of Horses and Ponies
South Essex Insurance Brokers
Veteran Horse Welfare
World Horse Welfare



DEPARTMENT FOR ENVIRONMENT, FOOD AND RURAL AFFAIRS (Defra)

The Department for the Environment, Food and Rural Affairs (Defra) has responsibility for many equine related policy areas, from horse welfare and disease control, to the promotion of the sustainable benefits which horses bring to economies and communities through the development of a Strategy for the Horse Industry in England and Wales. Defra works for the good of horses, the people who ride, own, or work with horses; and aims to promote the industry's sustainable contribution to economies and communities, especially in rural areas.

The Defra horse gateway provides up-to-date and comprehensive pages that will provide easy access to information on Government equine policy and the Horse Industry. It provides links to other departments and organisations with equine interests, and relevant contact details for further information.

<http://www.defra.gov.uk/rural/horses>

Further copies of this publication are available free of charge from the National Equine Welfare Council (NEWC).

Produced by:

National Equine Welfare Council

Office 10, Warwick Corner

42 Warwick Road, Kenilworth

Warwickshire, CV8 1HE

Tel: 01926 866 655 Fax: 01926 851 534

E-mail: info@newc.co.uk

Website: <http://www.newc.co.uk>



INDEX

	PARAGRAPHS		PARAGRAPHS
Abandonment	16, 17	Isolation	177-185
Basic Environment Considerations	19-24	Lameness	134-145
Behaviour	97-110	Livery Yards	343-348
Behaviour and Appropriate Discipline	97-98	Markets, Sales and Fairs	372-375
Biosecurity	168-176	Mechanical Equipment	262-263
Breeding	215-225	Notifiable Diseases	186-188
Castration	212-213	Noxious Weeds	59-64
Casualties	248-249	Passports	321-336
Clipping	264-268	Pasture Management	49-51
Company	18	Pregnancy and Foaling	226-247
Dental Care	153-159	Pre-Purchase Examination	6-12
Diet	74-96	Recognising Signs of Ill Health	124-127
Docking and Nicking	214	Responsibilities to the Horse	3
Driving	350-358	Restraint	99-100
Duty of Care	1-17	Riding Establishments	337-342
Electrocution	42-43	Sanctuaries	349
Entertainment	359-365	Shelter	44-48
Environment	19-73	Sports and Shows	366-371
Equine Establishments	337-349	Stable Accommodation	26-31
Equine Activities	350-375	Stall Tied Horses	70-73
EU Legislation	376-379	Straying	13-15
Export	308-310	Tack and Equipment	108-110
External Parasites	165-166	Tethering	65-69
Fallen Stock	256-261	Transportation	269-278
Feed	82-96	▶ Feed, Water and Rest	299-307
Fencing	52-58	▶ Holding Facilities	296-298
Fire and Other Emergency Precautions	36-41	▶ Loading and Unloading	294-295
Foot Care	146-152	▶ Loading Density and Headroom	284-287
General Health and Welfare Provisions	111-116	▶ Segregation	290-293
Handling	101-107	▶ Space Requirements	288-289
Housing	25	▶ Vehicles, Trailers and Equipment	279-283
Humane Destruction	250-255	Vaccinations in the United Kingdom	189-206
Identification	314-320	Ventilation	32-35
Importation	311-313	Veterinary Treatment	207-211
Infectious Diseases	167	Water	74-81
Inspection	117-123	Weight and Body Condition Scoring	128-133
Insurance	4, 5		
Internal Parasites	160-164		



Guidance prepared by the National Equine Welfare Council in consultation with the industry



Sponsored by:

